

Skills Taught in Kindergarten

Meet the Superkids

UNIT	★	★	★	★	★	★
Phonemic Awareness and Phonics Taught in skill lessons & reinforced in Daily Routines	Cc/k/ Rhyming words	Oo/o/ 	Gg/g/ Rhyming words	Aa/a/ 	Dd/d/ Final dd/d/ Blend sounds to decode words	Ss/s/ Blend sounds to decode words
Handwriting and Spelling Taught in skill lessons & reinforced in Daily Routines	Form Cc Encode C and c for /k/	Form Oo Encode O and o for /o/	Form Gg Encode G and g for /g/	Form Aa Encode A and a for /a/	Form Dd Encode D and d for /d/ Encode words	Form Ss Encode S and s for /s/ Encode words
Fluency	Read a story character's words with expression	Speak as a story character	Speak with appropriate stress	Recite lines of a poem rhythmically	Speak as a story character Speak with expression	Speak at an appropriate rate
Vocabulary and Grammar	Cooking words • Kinds of food • Kitchen tools • Recipes Parts of a plant Position words	Art supplies Animals	Things you find at a gas station Zoo animals Things that smell	Camping Adventures Neighborhoods	Inventions Names of toys Building things	Sports and games Seasons Weather Nouns Verbs
Comprehension For every text, children • use prior knowledge • answer questions	Literary: Understand characters and setting Generate questions Make and confirm predictions Patterns in a story Informational: Understand what informational texts are Understand labels and diagrams	Literary: Generate questions Draw conclusions Distinguish between fact and fantasy Understand characters Informational: Identify features of Informational texts Recognize text structure Understand graphic features	Literary: Generate questions Recognize plot Understand the importance of setting Informational: Understand text features	Literary: Recognize text structure Understand descriptive language Plot: beginning, middle, end Informational: Compare and contrast	Literary: Visualize a story Determine cause and effect Compare and contrast Informational: Understand text features Sequence of steps in a process	Literary: Associate pictures with words Generate questions Draw conclusions Retell a story Informational: Understand text features Recognize patterns in a text
Writing Composition practiced in shared and independent writing activities Handwriting practiced in Daily Routines	Draw shapes with curved and straight lines Draw a self-portrait Write your name	Generate a class list of topics Draw something you like to do Understand roles of speaker and listener Present a drawing	Generate and share opinions Draw to tell about favorite things Draw to tell about a favorite character	Generate a class list of favorite places Draw to tell about a favorite place Add more details to a drawing	Brainstorm topics for Ouch stories Draw to tell a story in two parts	Label classroom objects Draw and label objects beginning with C, G, D, and S Create a cover and make a book of labeled objects
Lasting Lessons Life lessons that relate to the Student Book stories	Helping in the kitchen	Solving a problem	Being polite	Respecting nature	Valuing simple things	Being a good sport

Pacing Information for Meet the Superkids

- 13 units, each takes about 1.5 weeks to teach
- Teach 60–90 minutes each day.

★	★	★	★	★	★	★
<i>Ll/l/</i> Final <i>ss/s/</i> , <i>ll/l/</i> Blend sounds to decode words	<i>ll/l/</i> Blend sounds to decode words	<i>Tt/t/</i> Blend sounds to decode words	<i>Ff/f/</i> Final <i>ff/f/</i> Blend sounds to decode words	<i>Ee/e/</i> Blend sounds to decode words	<i>Hh/h/</i> Rhyming words Blend sounds to decode words	<i>Uu/u/</i> Blend sounds to decode words
Form <i>Ll</i> Encode <i>L</i> and <i>l</i> for <i>/l/</i> Encode words with <i>-ad</i>	Form <i>ll</i> Encode <i>l</i> and <i>l</i> for <i>/l/</i> Encode letters for initial sounds Spell Memory Word <i>a</i>	Form <i>Tt</i> Encode <i>T</i> and <i>t</i> for <i>/t/</i> Encode words	Form <i>Ff</i> Encode <i>F</i> and <i>f</i> for <i>/f/</i> Encode words Spell Memory Word <i>l</i>	Form <i>Ee</i> Encode <i>E</i> and <i>e</i> for <i>/e/</i> Encode words	Form <i>Hh</i> Encode <i>H</i> and <i>h</i> for <i>/h/</i> Encode words Spell Memory Word <i>the</i>	Form <i>Uu</i> Encode <i>U</i> and <i>u</i> for <i>/u/</i> Encode words Spell Memory Words <i>Superkids</i> and <i>Superkids'</i> names
Recite a poem rhythmically	Speak as a story character	Observe punctuation Speak with appropriate stress	Read with natural phrasing Speak at an appropriate rate	Speak with appropriate pitch and volume	Read with natural phrasing Speak as a story character	Observe punctuation Speak with appropriate stress
Rooms and household furnishings Homophones <i>do</i> and <i>dew</i> Babies	Things seen on TV Words associated with sleepovers <i>Superkids'</i> names Memory Word <i>a</i> Insects	Musical instruments and bands Turtles	Fishing Memory Word <i>l</i> Types of sentences Things found in a pond	Puzzles and riddles Sledding Forests Stars	Cars • Car parts • Racing • Wheels Memory Word <i>the</i>	Position words Memory Words <i>Superkids</i> and <i>Superkids'</i> names Vowel and consonant recognition
Literary: Recognize text structure Recognize rhythm and rhyme Determine cause and effect Informational: Compare and contrast Recognize patterns in a text	Literary: Generate questions Sequence events Associate pictures with words Draw conclusions Understand characters Understand the lesson(s) a story teaches Informational: Understand text features Compare and contrast	Literary: Monitor comprehension Visualize Draw conclusions Determine important ideas Plot: problem and solution Informational: Compare and contrast	Literary: Make and confirm predictions Use prior knowledge Summarize Informational: Recognize text structure Summarize	Literary: Visualize Distinguish between reality and fantasy Compare and contrast texts Informational: Picture-text relationships	Literary: Generate questions Make predictions Use photos to understand more about a text Informational: Sequence of events Compare and contrast Cause and effect	Literary: Make predictions Text structure Cause and effect What makes sense Setting Informational: Recognize and understand text features Compare and contrast
Draw and label a person Draw and label feelings Draw and label a picture of something that makes you glad	Generate a class list of facts Use temporary phonetic spelling Draw and label a picture about an informational topic	Interview a classmate Draw and label a picture to tell about a classmate Present drawing and writing about what a classmate likes to do	Make a list of things at a pond Draw a picture to give information about a pond Write to tell what happens at a pond	Generate a class list of descriptive words Draw and write to describe a gift Share descriptive drawing and writing	Generate a class list of things that are fast Create a cover and illustrations for an informational book Write to tell about drawings	Review letters, letter-sounds, and name capitalization Draw and write to tell about a favorite <i>Superkid</i> Make a graph of class opinions
Showing love	Using TV time wisely	Being a good friend	Being patient	Working together	Sharing	Being unique

Skills Taught in Kindergarten *(continued)*

Superkids' Club

UNIT	★	★	★	★	★
Phonemic Awareness and Phonics Taught in skill lessons & reinforced in Daily Routines.	<i>Bb/b/</i> Distinguish <i>b/b/</i> and <i>d/d/</i> Blend sounds to decode words	<i>Rr/r/</i> Identify rhyming words Blend sounds to decode words	<i>Nn/n/</i> Identify rhyming words Blend sounds to decode words	<i>Mm/m/</i> Blend sounds to decode words	<i>Pp/p/</i> Blend sounds to decode words
Handwriting and Spelling Taught in skill lessons & reinforced in Daily Routines	Form <i>Bb</i> Encode <i>B</i> and <i>b</i> for /b/ Encode words Spell Memory Word <i>of</i> Add -s to form plurals Use correct spacing and punctuation in sentences	Form <i>Rr</i> Encode <i>R</i> and <i>r</i> for /r/ Form exclamation marks Encode rhyming words and other words	Form <i>Nn</i> Encode <i>N</i> and <i>n</i> for /n/ Form question marks Encode words Spell Memory Word <i>no</i> Use correct spacing and punctuation in sentences	Form <i>Mm</i> Encode <i>M</i> and <i>m</i> for /m/ Encode words Spell Memory Word <i>for</i>	Form <i>Pp</i> Encode <i>P</i> and <i>p</i> for /p/ Spell Memory Word <i>put</i>
Fluency	Read with expression	Read with natural phrasing	Read with expression	Read with natural phrasing	Observe punctuation
Vocabulary and Grammar	Clubs Bakery Items Community Plural -s Contraction <i>let's</i> Apostrophes Memory Word <i>of</i>	Cleaning tools and tasks Colors Synonyms	The U.S. presidency Position words Multiple-meaning words Memory Words <i>no</i> , <i>Supernoodle</i>	Scavenger hunts Synonyms and antonyms Memory Word <i>for</i> Five senses	Foods Picnics Adjectives Memory Word <i>put</i>
Comprehension For every text, children • use prior knowledge • answer questions Lib = Library	Literary: Generate questions Author's purpose and reasoning (Easy Lib) Setting (On-Level Lib) Understand a story's lesson (Challenging Lib) Informational: Picture-text relationships Text structure	Literary: Determine important ideas Plot: problem and solution (Easy Lib) Summarize and retell a story (On-Level Lib) Setting (Challenging Lib) Informational: Graphic features (Informational Text Lib) Cause and effect Read ahead	Literary: Use pictures to understand text Patterns in a story (Easy Lib) Steps in a process (On-Level Lib) Compare and contrast (Challenging Lib) Informational: Main topic and details (Informational Text Lib) Connect ideas and pieces of information	Literary: Generate questions Determine important ideas Draw conclusions (Easy Lib) Patterns in stories (On-Level Lib) Plot: problem and solution (Challenging Lib) Informational: Main idea and details (Informational Text Lib) Summarize Use prior knowledge	Literary: Summarize Reality vs. fantasy (Easy Lib) Cause and effect (On-Level Lib) Figurative language: alliteration (Challenging Lib) Informational: Author's reasons (Informational Text Lib) What makes sense Compare and contrast
Writing Composition practiced in shared and independent writing activities Handwriting practiced in Daily Routines	Review declarative sentences Form complete sentences with uppercase letters and periods Draw and write a sentence about a clubhouse	Generate topics and sentences about events Draw and write about something you did and how you felt Edit sentences for capitalization and end marks	Write a class story about a shared experience Plan a story about a personal experience Draw and write to tell about a personal experience in a book	Write a note to a friend with questions Exchange and respond to friendly notes Write a class e-mail message	Write steps for how to do something Illustrate and share how-to instructions Use correct spacing and punctuation in sentences
Lasting Lessons Life lessons that relate to the Student Book stories.	Asking for help	Getting ready (e.g., for school, to do a task)	Being a good leader	Sharing ideas	Being polite about food

Pacing Information for Superkids' Club

- 11 units, each takes about 1 week to teach
- Teach 60–90 minutes each day.

★	★	★	★	★	★
Vv/v/ Distinguish between f/f/ and v/v/ Blend sounds to decode words	Ww/w/ Blend sounds to decode words	Kk, ck/k/ Qu, qu/kw/ Blend sounds to decode words	Jj/j/ Identify rhyming words Blend sounds to decode words	Xx/ks/ Yy/y/ Blend sounds to decode words	Zz/z/ Final zz/z/ Blend sounds to decode words Long-vowel sounds for a, e, i, o, u
Form Vv Encode V and v for /v/ Encode words Use correct punctuation and spacing in sentences	Form Ww Encode W and w for /w/ Encode words Spell Memory Word to Use correct spacing and punctuation in sentences	Form Kk, Qq, and exclamation marks Encode Kk, ck for /k/ and Qu, qu for /kw/ Encode words Spell Memory Word like Use correct spacing between words	Form Jj Encode J and j for /j/ Encode rhyming words and other words Spell Memory Word said Use correct spacing and punctuation in sentences	Form Xx, Yy, commas, exclamation marks, and quotation marks Encode Xx for /ks/ and Yy for /y/ Encode words Spell Memory Word you Use correct spacing and punctuation in sentences	Form Zz and own name Encode Z and z for /z/ Encode a letter for each long-vowel sound Encode plurals and other words Spell Memory Word was Use correct spacing, capitalization, and punctuation in sentences
Read at an appropriate rate	Read with appropriate stress	Read with expression Use proper pitch and volume	Read a poem rhythmically	Observe punctuation	Read with natural phrasing
Veterinarians and pet care Abbreviations Apostrophes Singular possessives Synonyms	Make-believe games Onomatopoeia Memory Word to Weather	Plays and theaters Types of sentences Multiple-meaning words Memory Word like Royalty	Tongue twisters Memory Word said Dinosaurs Dialogue sentences	Reusing and recycling Memory Word you	Words related to time, the past, and keeping memories Singular and plural nouns Sequence words Memory Word was
Literary: Visualize Understand characters (Easy Lib) Plot: beginning, middle, end (On-Level Lib) Author's purpose (Challenging Lib) Informational: Read ahead Picture-text relationships (Informational Text Lib)	Literary: Reality vs. fantasy Retell a story (Easy Lib) Lessons taught by a story (On-Level Lib) Author's purpose (Challenging Lib) Informational: Text structure Steps in a process Ask and answer research questions (Informational Text Lib)	Literary: Text structure Comparison (Easy Lib) Understand characters (On-Level Lib) Recognize patterns (Challenging Lib) Informational: Draw conclusions Cause and effect Learn more from pictures (Inform ational Text Lib)	Literary: Summarize and retell (Easy Lib) Plot: problem and solution (On-Level Lib) Characters (Challenging Lib) Informational: Reread and use pictures Compare and contrast texts (Informational Text Lib)	Literary: Draw conclusions Patterns in a story (Easy Lib) Use pictures (On-Level Lib) Reality vs. fantasy (Challenging Lib) Informational: What makes sense Steps in a process Compare/contrast fiction and Informational texts (Informational Text Lib)	Literary: Patterns in a story (Easy Lib) Use pictures (On-Level Lib) Reality vs. fantasy (Challenging Lib) Informational: Ask questions about a text Compare and contrast Compare/contrast fiction and Informational texts (Informational Text Lib)
Plan nonfiction writing using a web planner Draw and label a diagram Write informational text for an All- About Book	Finish drafting an All-About Book with headings Edit for capitalization and end punctuation Write feedback about classmates' work	Plan a story character using chart paper Plan a problem-and- solution plot Write a fictional story based on plans	Write a book review Write an opinion with a supporting reason Illustrate and present a book review	Write a shared catalog poem Write a rhyming picture poem Write and illustrate an alphabet poem Write a Five Senses poem	Create a kindergarten Memory Book Write about a favorite school project or event Write about things you've learned Write about a memory with friends
Helping someone feel better	Trying new things	Being thankful	Taking your time	Reusing and recycling	Accepting change

Instruction with Super Smart


Super Smart Informational Digital Read-Alouds allow children to explore more complex science, social studies, and arts content than they can read in materials written at their reading levels. Designed for use on an interactive whiteboard, the Super Smart texts include embedded videos, animation, and touch-screen interactivity to engage students. (If you don't have an interactive whiteboard, the texts can be projected on a screen or wall and controlled from a computer.)

Teachers read the text aloud, activate the interactive features, and guide children's comprehension as explained in the lessons. Each unit has one Super Smart that builds on topics introduced in the Superkids stories in the unit.

Unit	Super Smart Title	Curriculum Area	Topic
1	How Food Grows	Science	How fruits and vegetables grow
2	The Odd Ostrich	Science	How ostriches are different from most birds
3	School for Dogs	Social Studies	How dogs learn commands and tricks
4	Campout!	Social Studies	What you can see and do when camping
5	A House for Muffin	Social Studies	How to build a doghouse
6	Play Ball!	Social Studies	How balls are used in sports and games
7	Loving Care	Science	Caring for baby lions and human babies
8	Information About Insects	Science	Features and abilities of insects
9	Join the Band!	Arts	Different kinds of instruments and other aspects of marching bands
10	At the Pond	Science	Changes at a pond through the seasons
11	Studying the Stars	Science, Social Studies	Constellations and astronomy
12	Wheels	Social Studies	The invention of the wheel and its uses past and present
13	All of Us	Social Studies	Similarities and differences between people all over the world
14	A Great Place	Social Studies	Jobs people do in a community
15	Colorific!	Arts	How color conveys ideas and feelings
16	United States Presidents	Social Studies	What a president does and historical facts
17	Our 5 Senses	Science	The five senses and how we use them
18	Pack a Picnic	Social Studies	Planning and making food for a picnic
19	Taking Care of Pets	Science	How to care for pets
20	Get Ready for the Weather!	Science	How to prepare for different kinds of weather
21	Real Kings and Queens	Social Studies	Life of kings, queens, and knights in medieval times
22	Dinosaurs	Science	How we learn about dinosaurs from bones and fossils
23	Trash or Treasure?	Social Studies	Reusing materials instead of throwing them out
24	A Visit to the Past	Social Studies	Details of daily life in the past and present

Superkids' Club *Informational Text Library*

This library provides 10 informational books that are phonetically controlled to align with the units in *Superkids' Club*. Reading the books helps children develop their decoding and fluency skills, while also building their understanding of informational text structures, content, and vocabulary. The chart below shows the different science and social studies topics covered in the books.



Unit	Title	Informational Topics
★14	Cats	Cat behaviors, their likes and dislikes
★15	What Can I Get?	Evaluating prices, making spending decisions
★16	The Best Bed	Places where different kinds of animals sleep
★17	In the Grass	Animal life in the grass
★18	What Can You Collect?	Different things people collect and why
★19	A Splendid Trip	Places and things to see around the world
★20	Eggs, Eggs, Eggs!	Animals and insects that lay eggs
★21	Skeletons	Inside look at skeletons of various animals
★22	A Fun Job	Interesting jobs people can have
★23-24	Boxes	Lots of different uses for boxes



Assessment

Superkids for kindergarten provides both printed and online tests for student assessment. The Assessment Books contain the printed tests plus informal assessment tools and record forms. Assessing children's skills regularly will reveal their strengths and weaknesses and help you make decisions about reteaching and grouping children for instruction.


Initial Informal and Formal Assessment

At the beginning of the year, use the activities in *Building Blocks of Reading* to get a sense of children's reading readiness skills. Observe children as they handle books, respond to texts you read aloud, and attempt to write their names. You can formally assess children using either your district's kindergarten readiness test or the Readiness Test in the *Meet the Superkids Assessment Book*. This test assesses emergent literacy skills.

Ongoing Informal Assessment

Observing children during lessons and reviewing their completed work is an effective way to assess their individual strengths and weaknesses. You can use these materials and activities for informal assessment:

- Completed Student Book pages
- Completed Practice Pages
- Daily Routines
- Discussions about Student Book pages, read-alouds, decodable stories, Lasting Lessons, and Ten-Minute Tuck-In activities
- Oral reading of Student Book stories and Superkids Library Books
- Completed writing assessments



Periodic Formal Assessment

Use the Progress Tests, six for *Meet the Superkids* and five for *Superkids' Club*, to formally assess children's skills after every few units. Each test has multiple parts to assess different skills, including

- Phonemic awareness
- Phonics
- Letter recognition
- Decoding
- Comprehension
- Writing

The tests can help you measure children's mastery of specific objectives taught in recent units and plan reinforcement and enrichment activities.













Benchmark Tests

When children complete *Meet the Superkids* or *Superkids' Club*, use a Benchmark Test to assess children's retention of skills taught across all the units.

Meet the Superkids
Progress Test 6

Name _____





Part 1: Child circles the picture whose name begins with the same sound as the given word.

★				
1				
2				
3				
4				

Meet the Superkids
Progress Test 6

Name _____

Part 4: Child circles the sentence that tells about the picture.

<p>★</p>  <p>Lily lost a cat. Lily lost a dog.</p>	<p>1</p>  <p>Lily is glad. Lily is sad.</p>
<p>2</p>  <p>Lily got a dog. Lily got a doll.</p>	<p>3</p>  <p>Lily is sad. Lily is glad.</p>

Comprehension

54

Test Results (circle one)

+ ✓ 2/3 -

Use the printed or online tests to assess skills ranging from phonemic awareness to comprehension. The tests align with the skills taught in the program.