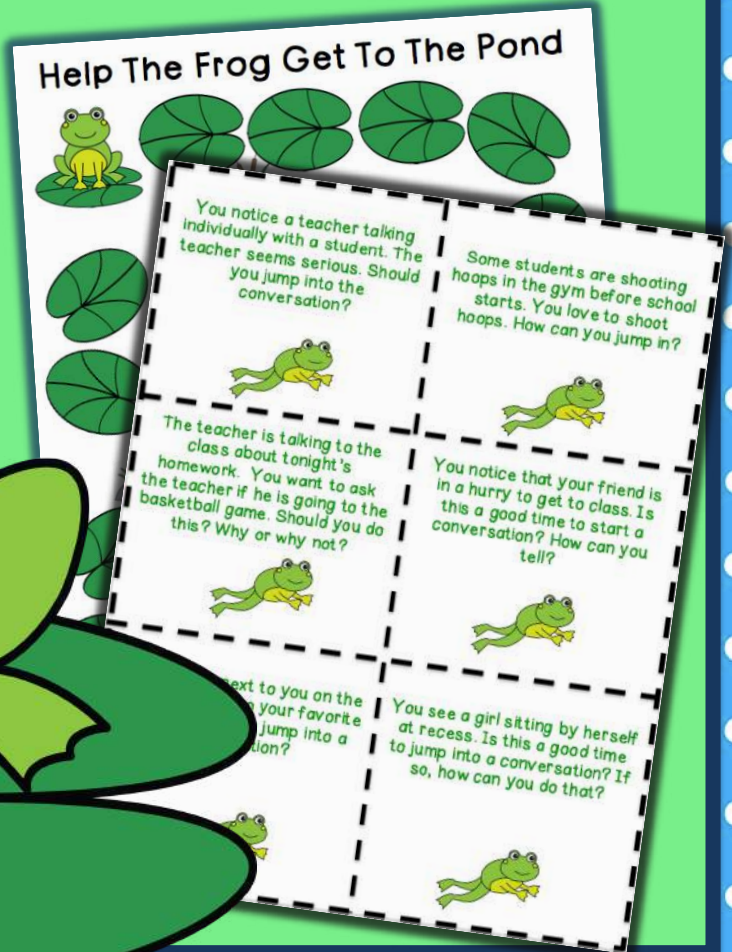


Jumping Into Conversation

Conversation Skills Game



Thank You!

Thank you so much for purchasing this product! Please remember to leave feedback, as it helps you get credit toward future purchases and helps me to continue making high quality products.

About Counselor Chelsey:

Hello! I am a licensed social worker with experience as a school based counselor, working in a mentorship program for teens, and am now a curriculum developer. My favorite part of my work has always been developing high quality resources for students to use. Since becoming a curriculum developer, I have loved being able to impact thousands of classrooms around the world!

Terms Of Use:

You have purchased a single license of this resource. You may use this resource individually in your practice, classroom or school however you wish. However, re-distribution of this resource in anyway or use by anyone who is not the license holder, is a violation of copyright. If others are interested in this resource, please purchase an additional license or direct them to my Teachers Pay Teachers store.

Credits For Fonts and Graphics:

<https://www.teacherspayteachers.com/Store/Kimberly-Geswein-Fonts>

<https://www.teacherspayteachers.com/Store/Amanda-Pauley>

<https://www.teacherspayteachers.com/Store/Hello-Literacy>

<https://www.teacherspayteachers.com/Store/Educlips>

<https://www.teacherspayteachers.com/Store/Robyn-Hyndman>

<https://www.teacherspayteachers.com/Store/Teaches thirding georgia>

<https://www.teacherspayteachers.com/Store/Zip-a-dee-doo-dah-Designs>

<https://www.teacherspayteachers.com/Store/Karen-Cox>

Objectives:

- Students will practice initiating conversation.
- Students will consider when it is appropriate to initiate conversation.

Materials:

- Board from page 4
- Game cards cut from pages 5-9
- Dice
- Game tokens



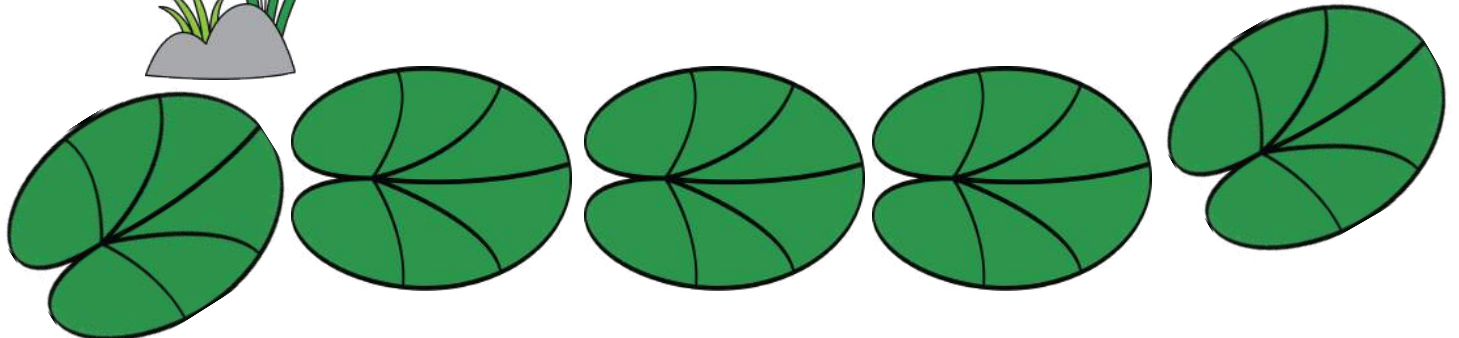

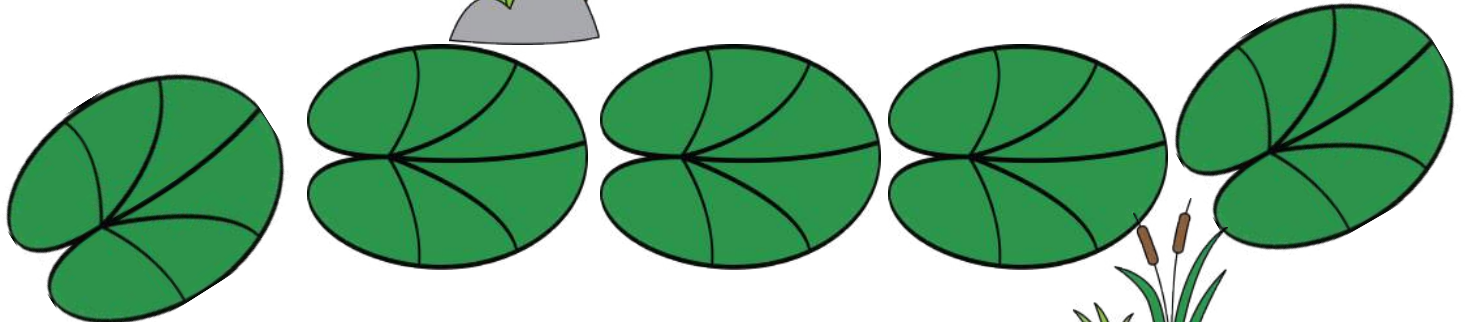
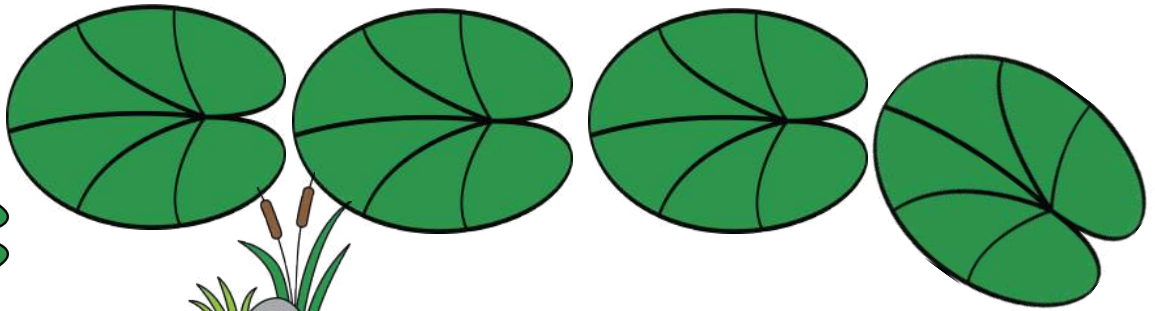
Prep:

- Cut apart the cards from pages 5-9
- If desired, laminate game board and game cards.

Directions:

Students take turns rolling the dice to get around the game board. Each time students roll a die, they must pick up a game card and answer appropriately. If they can give the correct answer, they may move the amount of spaces on the dice. If they cannot give a correct answer, they may not move and must wait until their next turn to try again. If students draw a game play card, they must follow the directions on the card. The poster/visual aid can be used as support during the game, or displayed in your office/classroom!


Help The Frog Get To The Pond!




You see two girls talking quietly, one is crying. Do you jump into the conversation?



You see a boy standing alone at recess. He is wearing a t-shirt with a character from your favorite show. How do you jump into a conversation?




Other kids at your lunch table are talking about your favorite sports team. Should you jump into the conversation?



A group of friends is talking about a new TV show. They see you standing near by and ask if you like it. You don't like the show. How should you respond?




You are waiting for class to start, and you want to talk to the student next to you. You have been in class together for 3 months. How can you jump into the conversation?



You are walking in the hallway with your class. You notice that you like the shoes on the kid in front of you. Should you jump into conversation?




You notice a teacher talking individually with a student. The teacher seems serious. Should you jump into the conversation?




Some students are shooting hoops in the gym before school starts. You love to shoot hoops. How can you jump in?



The teacher is talking to the class about tonight's homework. You want to ask the teacher if he is going to the basketball game. Should you do this? Why or why not?



You notice that your friend is in a hurry to get to class. Is this a good time to start a conversation? How can you tell?




The student next to you on the bus is listening to your favorite song. Should you jump into a conversation?



You see a girl sitting by herself at recess. Is this a good time to jump into a conversation? If so, how can you do that?




The office secretary is on the phone, but you want to give her a compliment on her outfit. Is this a good time to jump into conversation?




A student in your class won an important sports competition this past weekend. How can you jump into conversation with him/her?




Your parent is talking to your sibling about his/her grades. You want to tell your parent about your school day. Is this a good time to jump into conversation?



You are having indoor recess and notice students talking about playing a game. Is this a good time to jump into conversation?




You are at a sports game standing next to someone you don't know well. How can you jump into a conversation with this person?




There is a new student in your class. What are some questions you could ask him/her to start a conversation?




You saw a new movie this weekend and loved it. How can you jump into a conversation about this movie with someone at school?




Your teacher is in the middle of a lesson, but you hear classmates talking about what they did this weekend. Is this a good time to jump into conversation?




Another student says he/she likes your shirt. How can you use this compliment to start a conversation?



A classmate says he/she went on a fun family vacation over the summer. What questions can you ask to start a conversation?




You notice a group of students talking about the weekend homework. How can you jump into that conversation?



A student who is on your sports team also sits next to you in class. How can you jump into conversation with him/her?




You jumped into a
conversation when you
shouldn't have.
Jump backward 3!



You asked a great
question and jumped into
a conversation.
Jump forward 1!




You jumped into a
conversation when you
shouldn't have.
Jump backward 3!



You asked a great
question and jumped into
a conversation.
Jump forward 1!



You jumped into a
conversation when you
shouldn't have.
Jump backward 3!



You asked a great
question and jumped into
a conversation.
Jump forward 1!



When You Jump Into a Conversation...



Make sure it's a good time

- Are you supposed to be talking?
- Does it look like a private moment?
- Do the other people look busy?



Make eye contact

Look at the person you are talking to. This lets them know that you are talking to them. It also makes it easier to see their response.



Ask a question or give a compliment

- Asking questions is a great way to find out more information.
- Giving a compliment makes the other person feel special!



Stay on topic

Staying on topic helps the conversation to keep going and lets you and the other person share what you know!



WORKING ON CONVERSATION SKILLS?

GRAB THIS NO-PREP SMALL GROUP!

This conversation skills small group plan will help your students learn important social skills such as initiating and maintaining conversation, giving and receiving compliments, entering group conversations and understanding the importance of non-verbal communication. This resource includes 6 **NO PREP** sessions that include a detailed lesson plan with objectives, discussion points and activities.



SEE IT HERE: [HTTP://BIT.LY/CONVOGROUPCC](http://bit.ly/convogroupcc)