


Grade 8 - 1.4.A.2

-RADEMACHER- Project: <u>Self Portrait</u> Me Mugs					
5- Excellent: Work is creative and original. – Went above and beyond. 4-Good: Work is neat and well done. – All objectives were met. 3- Average: Work is done. – Most of the objectives met. 2- Fair: Work is incomplete – Not all objectives were met. 1- Poor: Little effort was put into artwork. – No effort to meet objective.					
Civility Respectful Behavior	5	4	3	2	1
Creativity	5	4	3	2	1
Craftsmanship	5	4	3	2	1
Class Participation	5	4	3	2	1
Time Management	5	4	3	2	1
Final Grade: _____	A 25-22	B 21-18	C 17-14	D 13-10	F 9-5

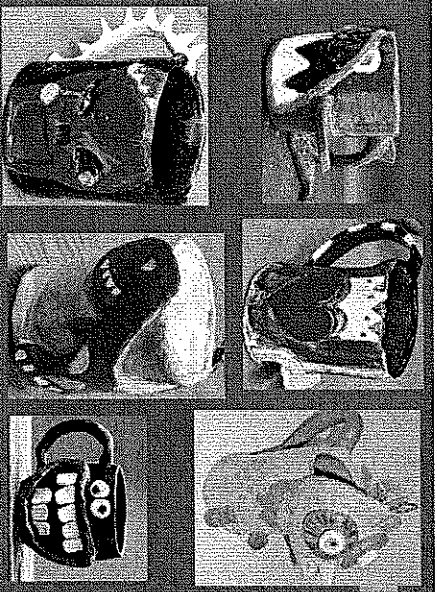
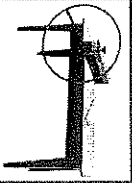
Me Mugs!



Making Slabs



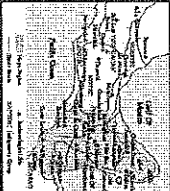
Slabs can be made in a variety of methods.
 -The most common method is to roll out the slab by hand using a rolling pin and two pieces of wood as guides to keep the slab at a constant thickness.
 -Another method is using a large slab roller which is a piece of equipment that enable potters to roll large slabs to uniform thicknesses very rapidly.



History of Slab Building



Slab-building techniques were used extensively by Mesoamerican and Pre-Columbian potters. The Maya people used clay from the earth to build many different useful vessels. Their purpose was more functional than artist/creative at first but the slab creations evolved over time.




The 4 S's of Clay

- **SCORE** - to rough up the clay on both surfaces you will attach together with some kind of a sharp tool. To make it like Velcro so the water can make it stick
- **SUP** - Add water to scored area to make the clay sticky so that it sticks better. SUP is also a mixture of water AND clay that is used to mend breaks or stick clay back together.
- **STICK** - Put the two pieces of clay together that you wish to connect together. You should see "score" come out if you have done this correctly.
- **SMOOTH** - With your finger carefully smooth the seam where the two pieces of clay were joined together.
- These steps must ALWAYS be done in order for any two pieces of clay to stay together.



Slab Building



- Today, slab pots and slab-building techniques are experiencing a new popularity.
- Modern potters and ceramic sculptors have embraced the slab, creating works that are sometimes purely functional, unique and creative, or both!

Me Mugs!

Your Me Mug should be a representation of YOU!
 Think about portraying something of importance to YOU!



- Examples:
 - Themed around you: name, favorite number, colors, Etc.
 - Favorite animal
 - Favorite movie/tv show
 - Favorite genre of music/band
 - Favorite hobbies
 - Sports
 - Dance
 - Art
 - Snoring

