

Name _____

Class 3

What is the Medium?

Look at the artwork on display. Decide what it is made of, then write the name of the correct medium next to the corresponding letter of each piece of art. Use the word bank below.

A _____

B _____

C _____

D _____

E _____

F _____

G _____

Drawing

Painting

Ceramics

Sculpture

Printmaking

Textiles


Computer ~~Image~~ Image

Name _____


Class 3

Style Categories

Match the appropriate category name to each work of art.




Realistic



Abstract






Nonobjective



Conceptual

What Style is this Artwork?

Look at each work of art and identify its style. The choices are listed below. Draw a line connecting the painting to its correct style.



Surrealistic

Cubism

Optical

Realistic

Name _____

Class 3

Same Subject, Different Media


Use your pencil to draw the same picture in both boxes. These drawings could be an actual image of something or just a simple design, but it needs to be the same in both boxes. After you have completed the drawings, use markers to color one and colored pencils to color the other. Keep the colors the same in both drawings.

--	--

1. How are the markers and colored pencils the same? Do they look the same? Do you apply them the same way? Can you do something with one that you cannot do with the other?


2. How are they different?

Same Artist, Different Styles

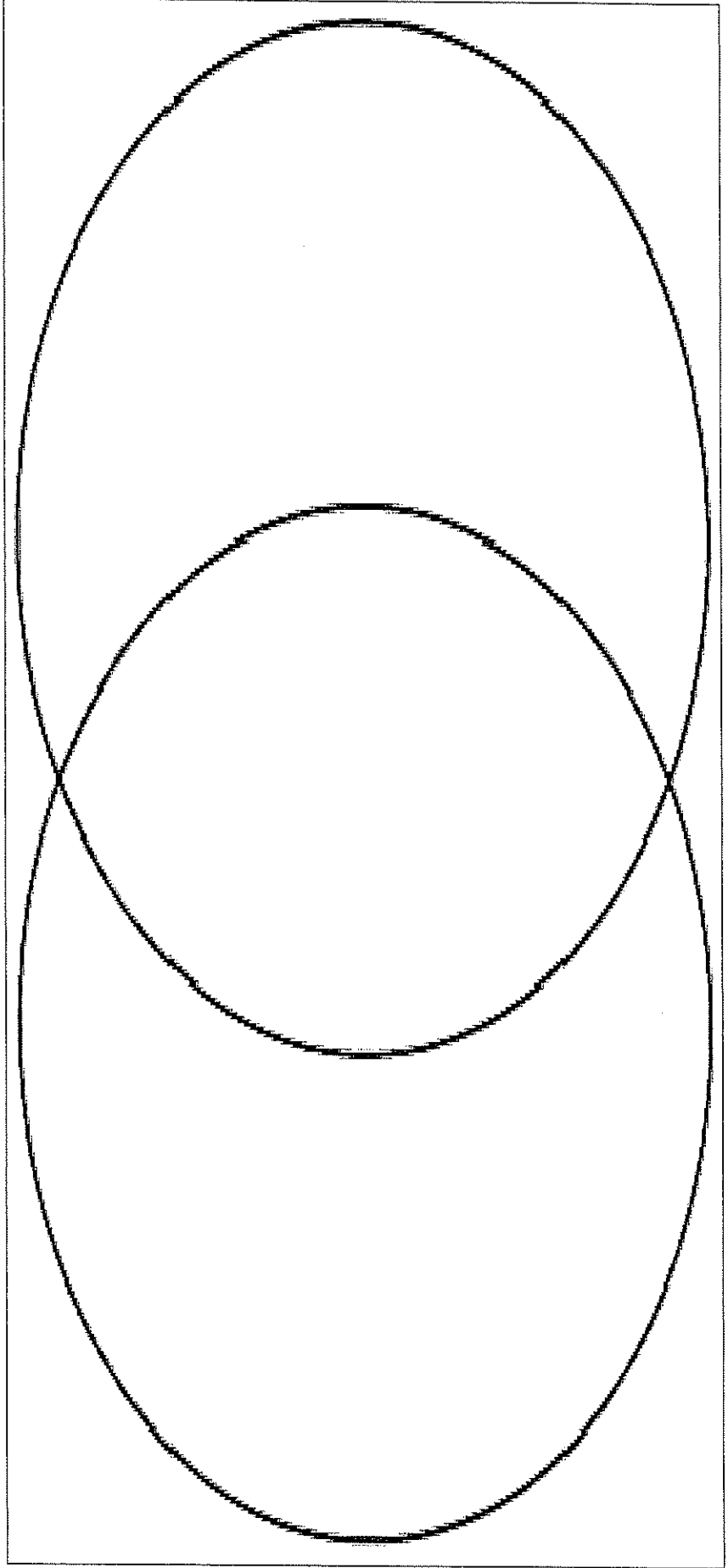


Picasso


Take a careful look at these two works of art. Both works were created by Pablo Picasso and both are of a woman! The one on the left was made early in his career, the other much later. There are many similarities and differences. Use the venn diagram below to compare them.



Picasso



Two Artists, Different Styles

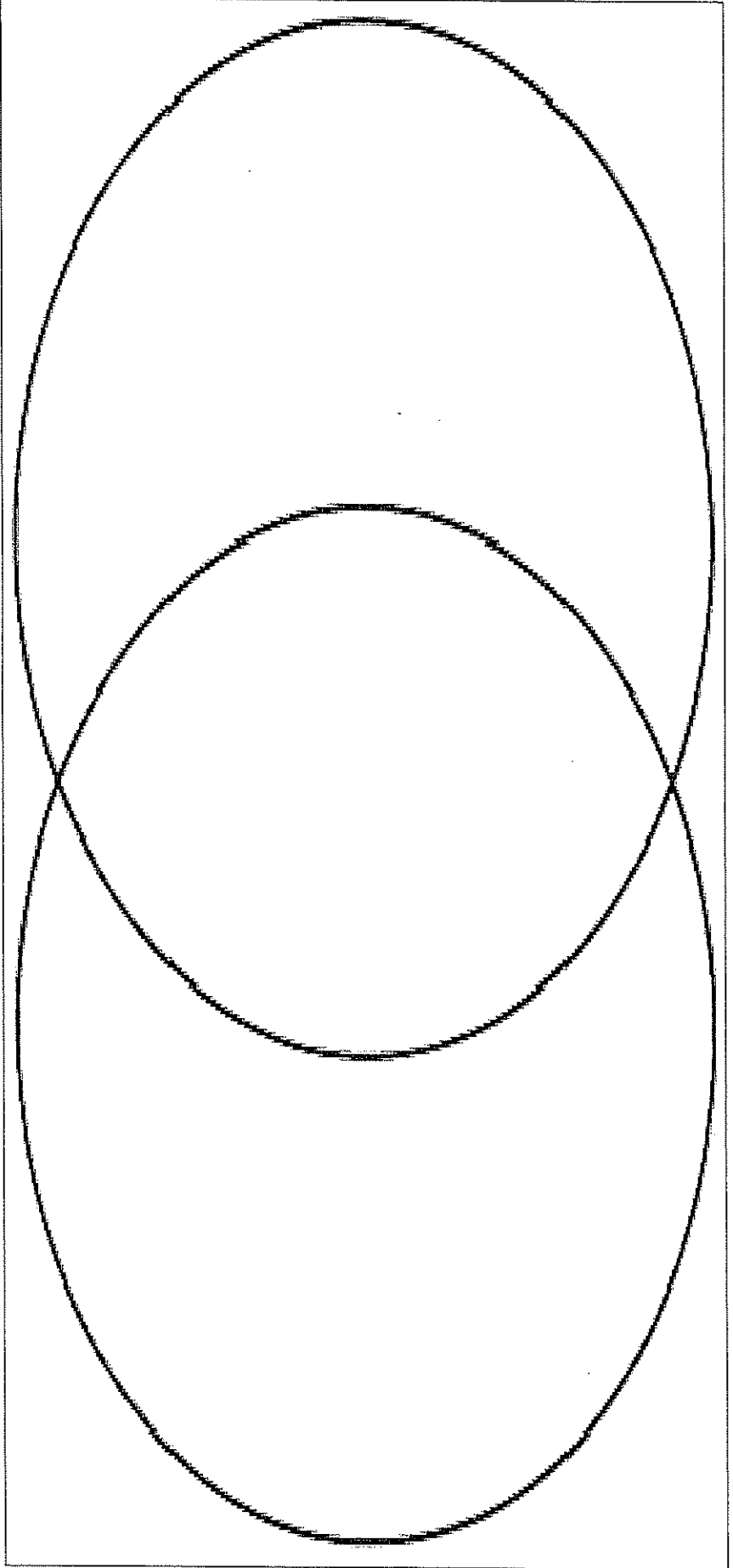


Picasso



Matisse

Take a careful look at these two works of art. Both works were created at about the same time. There are many similarities and differences. Use the venn diagram below to compare them.



Name _____

Class 3

Elements of Art: How are they Used?

By answering the questions below, you will be analyzing how the elements of art are used in a work of art.

Name of Artwork _____ Artist _____

1. What kinds of **lines** and **shapes** are used the most? Are they mostly straight (geometric) or curvy (organic)?
2. What **colors** did the artist use the most? Do they belong to a color family (warm, cool, neutral, complimentary, monochromatic)?
3. What kind of **texture** do you see? Does the surface appear to be smooth, rough, fuzzy, bumpy? Does the artist use visual texture (patterns)?
4. What **values** do you see most? Are the colors mostly dark, mostly light, or is there a balance of light and dark values?
5. Is there a feeling of **space/depth** in this work of art? Did the artist use overlap, size change, placement, color change, or lines of perspective to make things look close and far away?
6. Is this work 3D? If so, would you describe the **form** as geometric or organic?