

R.1.1.6(m)
RF.1.1(m)
RF.1.1(am)

Answer Key
UNIT TEST

MP2

Unit 2

Unit 2, Unit Test

Item Number	Correct Answer	Unit, Lesson, Program Skill	Common Core State Standard	Webb's Depth of Knowledge*
READING AND ANALYZING TEXT				
1	B picture: classroom	U2L10: Comprehension: Story Structure	RL.1.3	2
2	C picture: girl eating	U2L10: High-Frequency Words	RF.1.3g	1
3	C a thing to eat	U2L8: Vocabulary Strategy: Define Words	L.1.5b	2
4	A Kim does not have a snack.	U2L6: Comprehension: Understanding Characters	RL.1.3	1
5	C picture: girl drawing	U2L9: High-Frequency Words	RF.1.3g	1
6	A bring	U2L6: Vocabulary Strategy: Shades of Meaning	L.1.5d	2
7	C Kim lets Jan have some pens.	U2L8: Comprehension: Sequence of Events	RL.1.3	2
8	A She helps.	U2L6: Comprehension: Understanding Characters	RL.1.3	2
9	A picture: cat	U2L9: Comprehension: Text and Graphic Features	RI.1.7	2
10	C picture: squirrel	U2L7: High-Frequency Words	RF.1.3g	1
11	B many	U2L10: Vocabulary Strategy: Synonyms	L.1.5d	2
12	A big	U2L9: Vocabulary Strategy: Antonyms	L.1.4a	2
13	A what the cat eats	U2L9: Comprehension: Text and Graphic Features	RI.1.7	3
14	B Make a soft bed.	U2L7: Comprehension: Main Idea and Details	RI.1.2	1
15	C A cat would like a friend.	U2L7: Comprehension: Main Idea and Details	RI.1.2	2
PHONICS				
16	B plan	U2L8: Phonics: Blends with /	RF.1.3b	1
17	C trip	U2L7: Phonics: Blends with r	RF.1.3b	1
18	A back	U2L6: Phonics: Final -ck	RF.1.3b	1
19	C will	U2L6: Phonics: Double Final Consonants	RF.1.3b	1
20	A lift	U2L10: Phonics: Final Blends	RF.1.3b	1
21	B stack	U2L6: Phonics: Final -ck	RF.1.3b	1
22	B strap	U2L9: Phonics: 2- and 3-letter Blends with s	RF.1.3b	1
23	C drop	U2L7: Phonics: Blends with r	RF.1.3b	1
24	A clock	U2L8: Phonics: Blends with /	RF.1.3b	1
25	C jump	U2L10: Phonics: Final Blends	RF.1.3b	1
WRITING TO INFORM				
	See rubric on page 18.	U2L10: Informative Writing	W.1.2	4

Name _____ Date _____

**Reading and
Analyzing Text**

Reading and Analyzing Text

**Read the story "Friends" before answering
Numbers 1 through 8.**

Friends

Miss Stock let the class eat a snack.

Jan got her box.


She will eat plums.

Kim did not pack a snack today.

Jan can help.

Jan will give Kim a plum.

Jan is a good friend.



To the teacher: Read the directions and questions with children. Selection and answer choices should be read independently.

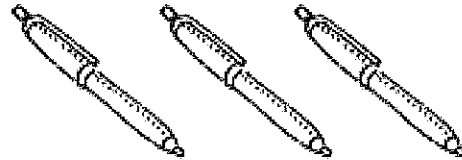
Name _____ Date _____

**Reading and
Analyzing Text**

Miss Stock let the class draw.

Kim got her pens.

She will draw pictures.



Jan did not pack pens today.

Kim can help.

Kim will give Jan some pens.

Now Kim is a good friend.


Kim and Jan are glad to be friends.



Name _____ Date _____

Now answer Numbers 1 through 8. Base your answers on the story "Friends."

- 1** Where does the story take place?



- 2** Read this sentence from the story.

Miss Stock let the class eat a snack.

Which picture shows what the word *eat* means in the sentence above?



Name _____ Date _____

Reading and
Analyzing Text

- 3 Read this sentence from the story.

Jan will give Kim a plum.


What is a *plum*?

- ☐ a kind of box
 - ☐ a kind of pen
 - ☐ a thing to eat
- 4 Why does Jan give Kim a plum?
- ☐ Kim does not have a snack.
 - ☐ Jan does not like to eat plums.
 - ☐ Miss Stock asks Jan to give a plum to Kim.

- 5 Read this sentence from the story.

Miss Stock let the class draw.

Which picture shows what the word *draw* means in the sentence above?



Name _____ Date _____


- 6 Read this sentence from the story.

Jan did not pack pens today.

Which word means almost the SAME as the word *pack* in the sentence above?

- ☐ bring
- ☐ buy
- ☐ get

- 7 Read the chart below.



Which sentence BEST completes the chart?

- ☐ Kim gets a box.
 - ☐ Kim has some plums.
 - ☐ Kim lets Jan have some pens.
- 8 Which sentence BEST tells about Kim?
- ☐ She helps.
 - ☐ She has lots of plums.
 - ☐ She does not like to draw.

Name _____ Date _____

**Read the article "How to Look After a Cat"
before answering Numbers 9 through 15.**

How to Look After a Cat

My animal is a cat.

It is fun to have a pet.

You have lots of jobs!


Here are some jobs you must do.

A cat has to eat.

Put small bits in a pan.

A cat has to sip.

Fill a pan for the cat.



To the teacher: Read the directions and questions with children. Selection and answer choices should be read independently.

Name _____ Date _____

A cat has to play.

Let it jump and run after you.

A cat has to nap.

Make a soft bed.



A cat would like a friend.

Give it a pat.


Do every job here.

You will have a glad cat!

Name _____ Date _____

Now answer Numbers 9 through 15. Base your answers on the article "How to Look After a Cat."

- 9** What does the title tell you the article will be about?



- 10** Read this sentence from the article.

My animal is a cat.

Which picture shows another *animal*?



Name _____ Date _____

- 11 Read this sentence from the article.

You have lots of jobs!

Which word means almost the SAME as the word *lots* in the sentence above?

- ☐ like
- ☐ many
- ☐ one

- 12 Read this sentence from the article.

Put small bits in a pan.

Which word has the OPPOSITE meaning of the word *small*?

- ☐ big
- ☐ fast
- ☐ help

- 13 What does the FIRST picture show?

- ☐ what the cat eats
- ☐ why the cat plays
- ☐ how the cat helps

Name _____ Date _____

14 Which job helps the cat take a nap?

- ☐ Give it a pat.
- ☐ Make a soft bed.
- ☐ Fill a pan for the cat.

15 Why is it good to pat a cat?

- ☐ A cat has to eat.
- ☐ A cat has to nap.
- ☐ A cat would like a friend.



Name _____ Date _____

Phonics

Phonics

Answer Numbers 16 through 25. Choose the best answer for each question.

- 16** Which word BEST completes the sentence below?

**Rick and Sam _____
what to put in the bag.**

- ☐ black
- ☐ plan
- ☐ plant



- 17** Which word BEST completes the sentence below?


They get to take a _____.

- ☐ clip
- ☐ drip
- ☐ trip



To the teacher: Read the directions and questions with children. Target sentences and answer choices should be read independently.

Name _____ Date _____



- 18 Which word BEST completes the sentence below?

Dad puts the bags in the _____ of the van.

- ☐ back
- ☐ ball
- ☐ bats

- 19 Which word BEST completes the sentence below?

Some bags _____ not fit.

- ☐ add
- ☐ miss
- ☐ will

Name _____ Date _____

- 20** Which word BEST completes the sentence below?

**Rick and Sam help
Dad _____ up the bags.**

- ☐ lift
- ☐ milk
- ☐ pond

- 21** Which word BEST completes the sentence below?

**They help Dad _____ the bags
on top of the van.**

- ☐ scrap
- ☐ stack
- ☐ swam

Name _____ Date _____

Phonics

- 22 Which word BEST completes the sentence below?


Dad gets a _____ to hold the bags to the top of the van.

- ☐ scamp
- ☐ strap
- ☐ struck

- 23 Which word BEST completes the sentence below?

The bags will not _____ off the van now.

- ☐ brag
- ☐ crop
- ☐ drop



Name _____ Date _____

- 24** Which word BEST completes the sentence below?

Rick and Sam look at the _____.

- ☐ clock
- ☐ flap
- ☐ slim

- 25** Which word BEST completes the sentence below?

They _____ in the van to go.

- ☐ camp
- ☐ dump
- ☐ jump



