


Pre-K, Kindergarten, 1st

Label Plant Parts



Flower Detectives

NAME _____

Label the parts of the flower.

leaf roots stem flower

© 2017 Cindy Martin (Teacher's Brain)

FREE

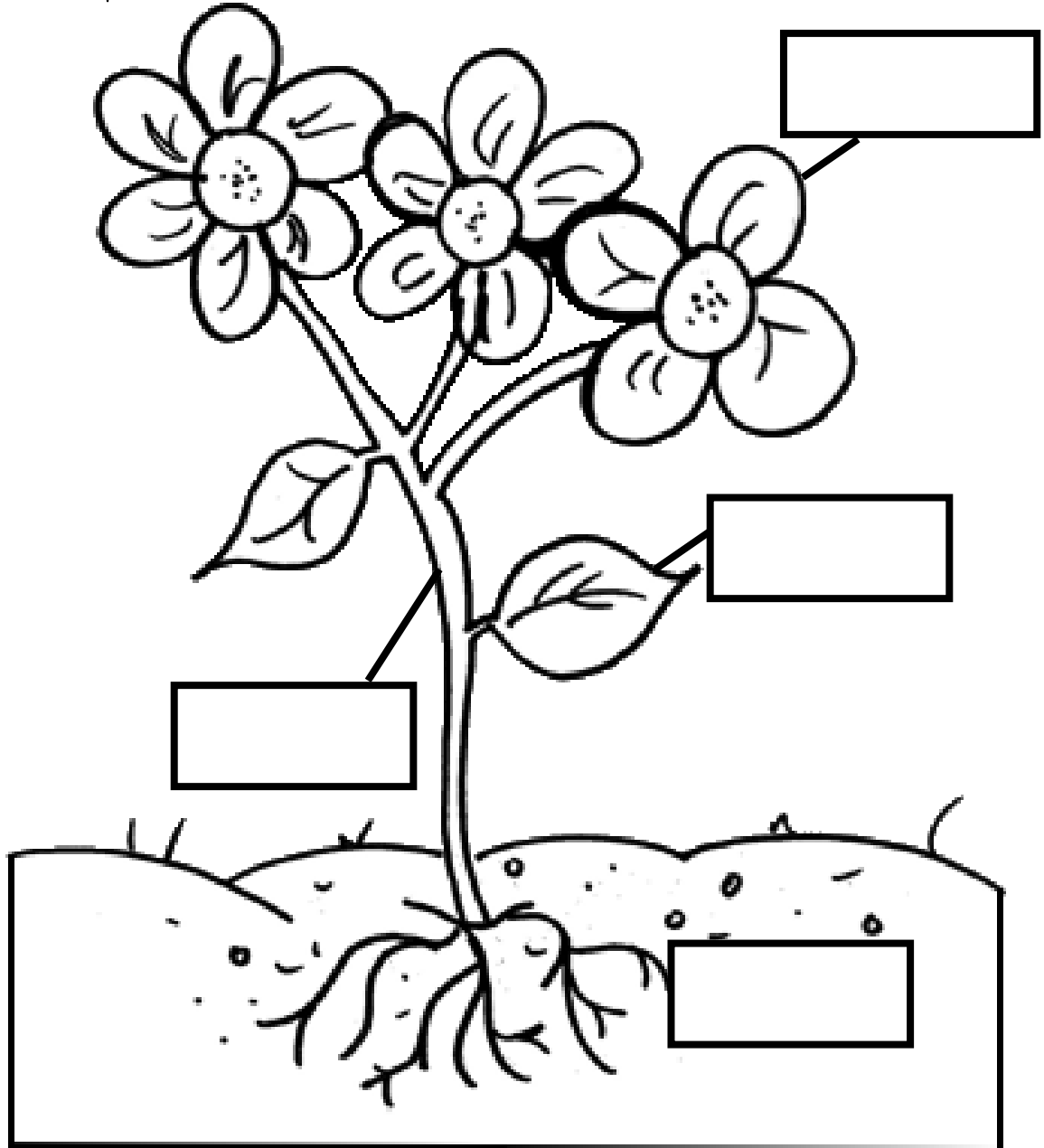


Flower Detectives



NAME _____

Label the parts of the flower.



leaf roots stem flower

Plant Life Cycle

(Tune: Old MacDonald Had A Farm)

Old MacDonald had some plants,

EE-I-EE-I-O

And all those plants have a life-cycle,

EE-I-EE-I-O

With a seed seed here

And a seed seed there


Here a seed, there a seed,

everywhere a seed seed

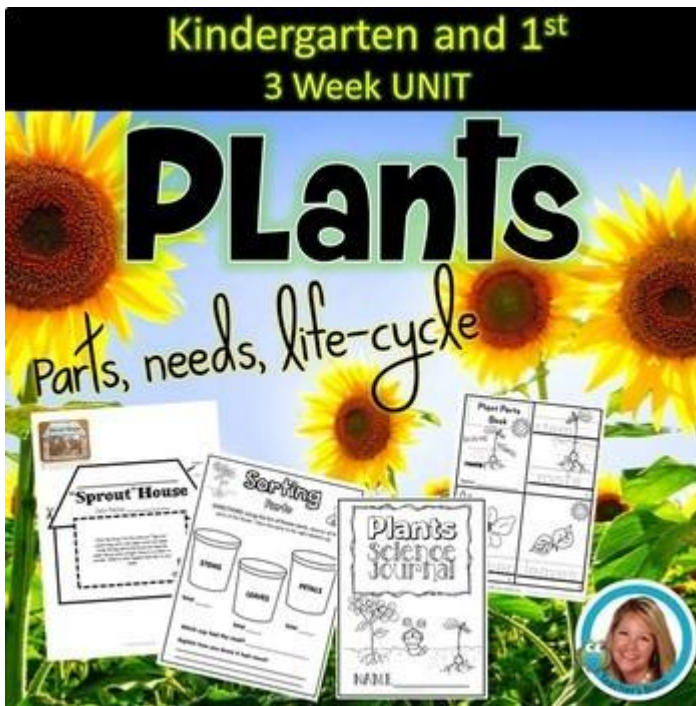
Old MacDonald had some plants,

EE-I-EE-I-O


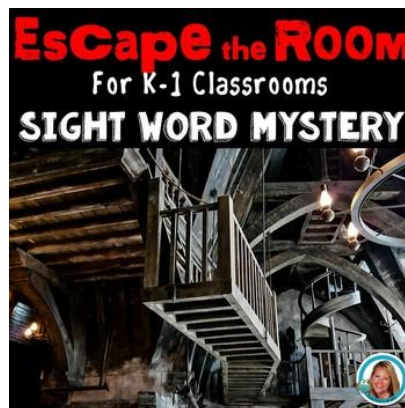


(Repeat and replace **“seed”** with “sprout”, “seedling”, or “flower”)



You can find these in the K-1 PLANTS Pack (42 PAGES) of printables.



Check OUT these resources:



Thank you for using your brain!  Cindy

Terms of Use:

By purchasing/downloading this file you agree to the following terms of use. This resource is for 1 classroom use ONLY. Please purchase additional licenses to use in multiple classrooms. Copying, reproducing, or sharing any part of this in any form is forbidden and a violation of the Copyright Act. Thank you for respecting my work and allowing me to create more products for you to enjoy with your class.

A note from the seller:

Thank you so much for downloading this product! I can't tell you how thankful I am for your purchase. I hope you love this resource as I much as I do. Follow my Teachers Pay Teachers store, Teacher's Brain, and my blog at www.teachersbrain.com so you can be the FIRST one notified of new products and FREEBIES! If you leave feedback on at my store on each downloaded product, you will get credits redeemable on future purchases. If you have any questions, you can always email me at cindy@teachersbrain.com Thank you again!

Copyright © 2017 Cindy Martin (Teacher's Brain)
All rights reserved by author.

Click the images to follow Teacher's Brain

CREDITS:



TpT Store



BLOG



You can save \$ and find this activity in my [3 Week Plant UNIT!](#)