

Sept. : Math Gr. 8 Unit 1: Integers and Rationals, Proportions and Percents

Content Area: **Math**
Course(s):
Time Period: **September**
Length: **6-8 Weeks**
Status: **Published**

Unit Overview

Absolute Value

- Adding & Subtracting Fractions
- Classifying Rational Numbers
- Converting Decimals & Fractions
- Integer Operations
- Multiplying & Dividing Fractions
- Repeating Decimals to Fractions

Enduring Understandings

SWBAT:

- Find the absolute value of positive and negative numbers
- Add and subtract fractions
- Classify rational numbers as Integers, Whole Numbers, and Natural Numbers
- Convert between decimals and fractions
- Add/Subtract/Multiply/Divide positive and negative integers
- Multiply and divide fractions
- Convert between repeating decimals and fractions

Essential Questions

How can I find the absolute value of positive and negative numbers?

- How do we add and subtract fractions?
- How can we classify rational numbers as Integers, Whole Numbers, and Natural Numbers?
- How do we convert between decimals and fractions?
- How do we add/subtract/multiply/divide positive and negative integers?
- How do we multiply and divide fractions?
- How do we convert between repeating decimals and fractions?

Instructional Strategies & Learning Activities

- Guided Practice
- Do Now
- Extra Practice & Puzzle Time (Resources)
- Scavenger Hunts
- Coloring Activities
- Task Cards (Around the World)
- Maze Activities
- Quizizz Online Assignments
- Kahoot! Online Games

Integration of Career Readiness, Life Literacies and Key Skills

TECH.9.4.8.IML.7	Use information from a variety of sources, contexts, disciplines, and cultures for a specific purpose (e.g., 1.2.8.C2a, 1.4.8.CR2a, 2.1.8.CHSS/IV.8.AI.1, W.5.8, 6.1.8.GeoSV.3.a, 6.1.8.CivicsDP.4.b, 7.1.NH. IPRET.8).
TECH.9.4.8.CI.4	Explore the role of creativity and innovation in career pathways and industries. An individual's strengths, lifestyle goals, choices, and interests affect employment and income.
TECH.9.4.8.IML.12	Use relevant tools to produce, publish, and deliver information supported with evidence for an authentic audience.
WRK.9.2.8.CAP.10	Evaluate how careers have evolved regionally, nationally, and globally.
TECH.9.4.8.GCA.2	Demonstrate openness to diverse ideas and perspectives through active discussions to achieve a group goal.
TECH.9.4.8.GCA	Global and Cultural Awareness
WRK.9.2.8.CAP.12	Assess personal strengths, talents, values, and interests to appropriate jobs and careers to maximize career potential.

WRK.9.2.8.CAP.3	Explain how career choices, educational choices, skills, economic conditions, and personal behavior affect income.
TECH.9.4.8.IML.1	Critically curate multiple resources to assess the credibility of sources when searching for information.
TECH.9.4.8.DC.5	Manage digital identity and practice positive online behavior to avoid inappropriate forms of self-disclosure.
TECH.9.4.8.CT	Critical Thinking and Problem-solving
TECH.9.4.8.TL.2	Gather data and digitally represent information to communicate a real-world problem (e.g., MS-ESS3-4, 6.1.8.EconET.1, 6.1.8.CivicsPR.4).
WRK.9.2.8.CAP.2	Develop a plan that includes information about career areas of interest.
TECH.9.4.8.GCA.1	Model how to navigate cultural differences with sensitivity and respect (e.g., 1.5.8.C1a).
WRK.9.2.8.CAP.4	Explain how an individual's online behavior (e.g., social networking, photo exchanges, video postings) may impact opportunities for employment or advancement.
TECH.9.4.8.TL.3	Select appropriate tools to organize and present information digitally.
TECH.9.4.8.IML.3	Create a digital visualization that effectively communicates a data set using formatting techniques such as form, position, size, color, movement, and spatial grouping (e.g., 6.SP.B.4, 7.SP.B.8b).
WRK.9.2.8.CAP	Career Awareness and Planning
WRK.9.2.8.CAP.1	Identify offerings such as high school and county career and technical school courses, apprenticeships, military programs, and dual enrollment courses that support career or occupational areas of interest.
TECH.9.4.8.IML.4	Ask insightful questions to organize different types of data and create meaningful visualizations. There are variety of resources available to help navigate the career planning process.

Technology and Design Integration

CS.6-8.8.2.8.ITH.2	Compare how technologies have influenced society over time.
CS.6-8.8.1.8.IC.1	Compare the trade-offs associated with computing technologies that affect individual's everyday activities and career options.
CS.6-8.8.2.8.ITH.1	Explain how the development and use of technology influences economic, political, social, and cultural issues.
CS.6-8.8.1.8.DA.1	Organize and transform data collected using computational tools to make it usable for a specific purpose.
CS.6-8.8.2.8.ED.2	Identify the steps in the design process that could be used to solve a problem.
CS.6-8.8.1.8.DA.3	Identify the appropriate tool to access data based on its file format.
CS.6-8.8.1.8.CS.4	Systematically apply troubleshooting strategies to identify and resolve hardware and software problems in computing systems.
CS.6-8.8.1.8.DA.2	Explain the difference between how the computer stores data as bits and how the data is displayed.

Interdisciplinary Connections

LA.RI.8.1	Cite the textual evidence and make relevant connections that most strongly supports an
-----------	--

	analysis of what the text says explicitly as well as inferences drawn from the text.
LA.RI.8.2	Determine a central idea of a text and analyze its development over the course of the text, including its relationship to supporting ideas; provide an objective summary of the text.
LA.W.8.1.A	Introduce claim(s), acknowledge and distinguish the claim(s) from alternate or opposing claims, and organize the reasons and evidence logically.
LA.W.8.1.B	Support claim(s) with logical reasoning and relevant evidence, using accurate, credible sources and demonstrating an understanding of the topic or text.
LA.RI.8.4	Determine the meaning of words and phrases as they are used in a text, including figurative, connotative, and technical meanings; analyze the impact of specific word choices on meaning and tone, including analogies or allusions to other texts.
LA.W.8.1.D	Establish and maintain a formal style.
LA.RI.8	Reading Informational Text
LA.RI.8.8	Delineate and evaluate the argument and specific claims in a text, assessing whether the reasoning is sound and the evidence is relevant and sufficient; recognize when irrelevant evidence is introduced.
LA.W.8.1.E	Provide a concluding statement or section that follows from and supports the argument presented.
LA.SL.8.1.C	Pose questions that connect the ideas of several speakers and respond to others' questions and comments with relevant evidence, observations, and ideas.
LA.SL.8.1.D	Acknowledge new information expressed by others, and, when warranted, qualify or justify their own views in light of the evidence presented.

Differentiation

- Understand that gifted students, just like all students, come to school to learn and be challenged.
- Pre-assess your students. Find out their areas of strength as well as those areas you may need to address before students move on.
- Consider grouping gifted students together for at least part of the school day.
- Plan for differentiation. Consider pre-assessments, extension activities, and compacting the curriculum.
- Use phrases like "You've shown you don't need more practice" or "You need more practice" instead of words like "qualify" or "eligible" when referring to extension work.
- Encourage high-ability students to take on challenges. Because they're often used to getting good grades, gifted students may be risk averse.
- **Definitions of Differentiation Components:**
 - Content – the specific information that is to be taught in the lesson/unit/course of instruction.
 - Process – how the student will acquire the content information.
 - Product – how the student will demonstrate understanding of the content.
 - Learning Environment – the environment where learning is taking place including physical location and/or student grouping

Differentiation occurring in this unit:

Additional support for struggling learners will be available.

Challenges will be offered to students requiring additional depth of knowledge.

Modifications & Accommodations

Refer to QSAC EXCEL SMALL SPED ACCOMMODATIONS spreadsheet in this discipline.

Modifications and Accommodations used in this unit:

IEP and 504 accommodations will be utilized.

Benchmark Assessments

Benchmark Assessments are given periodically (e.g., at the end of every quarter or as frequently as once per month) throughout a school year to establish baseline achievement data and measure progress toward a standard or set of academic standards and goals.

Schoolwide Benchmark assessments:

Aimsweb benchmarks 3X a year

Linkit Benchmarks 3X a year

Additional Benchmarks used in this unit:

Formative Assessments

Assessment allows both instructor and student to monitor progress towards achieving learning objectives, and can be approached in a variety of ways. **Formative assessment** refers to tools that identify misconceptions, struggles, and learning gaps along the way and assess how to close those gaps. It includes effective tools for helping to shape learning, and can even bolster students' abilities to take ownership of their learning when they understand that the goal is to improve learning, not apply final marks (Trumbull and Lash, 2013). It can include students assessing themselves, peers, or even the instructor, through writing, quizzes, conversation, and more. In short, formative assessment occurs throughout a class or course, and seeks to improve student achievement of learning objectives through approaches that can support specific student needs (Theal and Franklin, 2010, p. 151).

Formative Assessments used in this unit:

- Kahoot! Games
- Quizizz Games
- Homework
- Q & A
- Scavenger Hunts

- Coloring Activities
- Task Cards
- Partner Activities

Summative Assessments

Summative assessments evaluate student learning, knowledge, proficiency, or success at the conclusion of an instructional period, like a unit, course, or program. Summative assessments are almost always formally graded and often heavily weighted (though they do not need to be). Summative assessment can be used to great effect in conjunction and alignment with formative assessment, and instructors can consider a variety of ways to combine these approaches.




Summative assessments for this unit:

- Chapter Tests
- Quizzes

Instructional Materials

1. Big Ideas Math: Algebra 1: A Common Core Curriculum
2. Quizizz
3. Kahoot
4. Scavenger Hunts
5. Task Cards
6. Coloring Activities
7. Resources Book
8. Scientific Calculator
9. Graphing Calculator

Standards

Ref's	Standard ID	Description
	0x	Apply and extend previous understandings of addition and subtraction to add and subtract
		MA.7.NS.A.1 rational numbers; represent addition and subtraction on a horizontal or vertical number line diagram.
	0x	MA.7.NS.A.2 Apply and extend previous understandings of



0x

multiplication and division and of fractions to multiply and divide rational numbers.
Solve real-world and mathematical problems involving the four operations with rational numbers.

MA.7.NS.A.3
Know that numbers that are not rational are called irrational. Understand informally that every number has a decimal expansion; for rational numbers show that the decimal expansion repeats eventually, and convert a decimal expansion which repeats eventually into a rational number.



0x

MA.8.NS.A.1
Know that numbers that are not rational are called irrational. Understand informally that every number has a decimal expansion; for rational numbers show that the decimal expansion repeats eventually, and convert a decimal expansion which repeats eventually into a rational number.