

Lesson Check: Earth's Motion Around the Sun

1) The summer solstice occurs in June in the northern hemisphere and in December in the southern hemisphere.

- True
- False

2) Earth's rotational axis is always tilted in the same direction. For half of the year, the northern hemisphere is tilted toward the Sun and the other half of the year the southern hemisphere is slanted toward the Sun.

- True
- False

3) The yearly orbit of Earth around the Sun is called its _____.


- A)** rotation
- B)** ellipse
- C)** revolution
- D)** tilt

4) Summer occurs on the hemisphere of Earth that is _____.

- A)** turned away from the Sun
- B)** tilted toward the Sun
- C)** tilted away from the Sun
- D)** turned toward the Sun

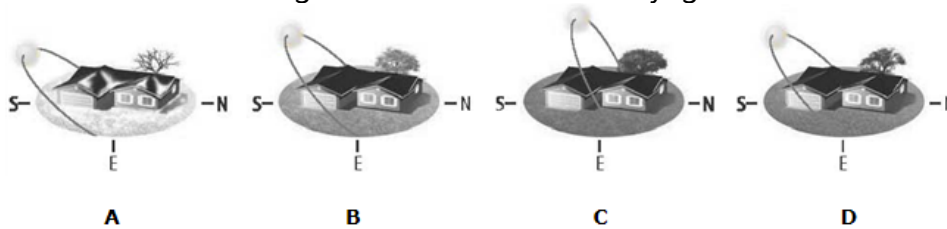
Lesson Check: Earth's Motion Around the Sun

5) A light source is shining on a vertical surface or a slanted surface as shown below. Which statement is correct?



- A) The light energy that hits the vertical surface is stronger because it is concentrated on a smaller area.
- B) The light energy that hits the vertical surface is weaker because it is concentrated on a smaller area.
- C) The light energy that hits the slanted surface is stronger because it is concentrated on a larger area.
- D) The light energy that hits the slanted surface is stronger because it is concentrated on a smaller area.

6) Which of the following would have the most daylight hours?



- A) A
- B) B
- C) C
- D) D

Lesson Check: Earth's Motion Around the Sun

7) The line on which an object rotates is defined as _____.

- A) revolution axis
- B) rotation axis
- C) tilt axis
- D) spin axis

8) Not only is the summer solstice the longest day of the year, it is also the day on which _____.


- A) the Sun is lowest in the sky
- B) sunset comes earliest
- C) the Sun appears to be highest in the sky
- D) sunrise comes latest

9) As shown below, sunlight is more spread out as you move away from the _____.



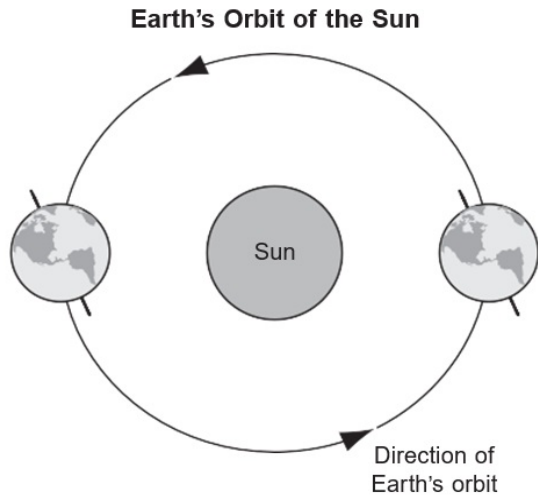
Lesson Check: Earth's Motion Around the Sun

10) What season is shown for the northern hemisphere? Explain your answer.



Lesson Check: Earth's Motion Around the Sun

11) The diagram is a model of Earth orbiting the Sun.



a. Identify a cycle on Earth that can be represented by this model.

b. Describe how the model represents this cycle.

Student Name: _____

Date: _____

Lesson Check: Earth's Motion Around the Sun

