

Unit 4-Tape Based & Tapeless Based Video Recording/PSA Video Copied from: Mass Comm/Studio, Copied on: 02/21/22

Content Area: **CTE**
Course(s): **Mass Comm 3/Studio**
Time Period: **MarApr**
Length: **40 Days**
Status: **Published**

Title Section

Department of Curriculum and Instruction



Belleville Public Schools

Curriculum Guide

Unit 4-Tape Based & Tapeless Based Video Recording/PSA Video

Belleville Board of Education

102 Passaic Avenue

Belleville, NJ 07109

Prepared by: Ryan Sheridan

Dr. Richard Tomko, Ph.D., M.J., Superintendent of Schools

Ms. LucyAnn Demikoff, Director of Curriculum and Instruction K-12

Ms. Nicole Shanklin, Director of Elementary Education K-8, ESL Coordinator K-12

Mr. George Droste, Director of Secondary Education

Board Approved: September 23, 2019

Unit Overview

Students will be understanding the difference of a live to tape video feed and define the difference of live to tape and live production. Students will recognize and understand the purpose of a public service announcement. Students will prepare and enter video contest for Public Service Announcements, as well as enter video contests for Law Day & Proms and Alcohol Don't Mix (NJ Video Bar Contests).

Enduring Understanding

Students will understand that....

A public service announcement differs from a normal production

What the purpose of a public service announcement is

Why is there a need for public service announcement

Why do studios produce live to tape

What companies use live feeds and why

Essential Questions

What television shows use live to tape?

What is the benefit of using live to tape?

What is an example of a live news feed?

Is there any delay on live feeds and why?

What is the purpose of a PSA?

What companies like to use PSA's and why?

Do companies get a tax right off by developing PSA's?

Do PSA announcements need a script?

How do you develop a PSA?

Does a PSA need to be edited?

Exit Skills

Students will be able to....

Create and produce a public service announcement

Will understand the purpose of a public service announcement

Realize what audience needs to attracted to a public service announcement

Explain what a live to tape video production is

Explain what a live news feed can encounter and what problems can occur

New Jersey Student Learning Standards (NJSL-S)

9.3.12.AR.3	Analyze the lifestyle implications and physical demands required in the arts, audio/visual technology and communications workplace.
9.3.12.AR-AV	A/V Technology & Film
9.3.12.AR-AV.1	Describe the history, terminology, occupations and value of audio, video and film technology.
9.3.12.AR-AV.2	Demonstrate the use of basic tools and equipment used in audio, video and film production.
9.3.12.AR-AV.3	Demonstrate technical support skills for audio, video and/or film productions.
9.3.12.AR-AV.4	Design an audio, video and/or film production.

Interdisciplinary Connections

LA.RI.11-12.7	Integrate and evaluate multiple sources of information presented in different media or formats (e.g., visually, quantitatively) as well as in words in order to address a question or solve a problem.
LA.RI.11-12.8	Describe and evaluate the reasoning in seminal U.S. and global texts, including the application of constitutional principles and use of legal reasoning (e.g., in U.S. Supreme Court majority opinions and dissents) and the premises, purposes, and arguments in works of public advocacy (e.g., The Federalist, presidential addresses).
LA.RI.11-12.9	Analyze and reflect on (e.g., practical knowledge, historical/cultural context, and

background knowledge) documents of historical and literary significance for their themes, purposes and rhetorical features, including primary source documents relevant to U.S. and/or global history.

LA.W.11-12.1.D

Establish and maintain a style and tone appropriate to the audience and purpose (e.g., formal and objective for academic writing) while attending to the norms and conventions of the discipline in which they are writing.

LA.W.11-12.2

Write informative/explanatory texts to examine and convey complex ideas, concepts, and information clearly and accurately through the effective selection, organization, and analysis of content.

LA.W.11-12.2.B

Develop the topic thoroughly by selecting the most significant and relevant facts, extended definitions, concrete details, quotations, or other information and examples appropriate to the audience's knowledge of the topic.

LA.W.11-12.2.C

Use appropriate and varied transitions and syntax to link the major sections of the text, create cohesion, and clarify the relationships among complex ideas and concepts.

LA.W.11-12.2.D

Use precise language, domain-specific vocabulary, and techniques such as metaphor, simile, and analogy to manage the complexity of the topic.

Learning Objectives

Students will be able to.....

Construct a script for a public service announcement

Organize and plan a script for a public service announcement

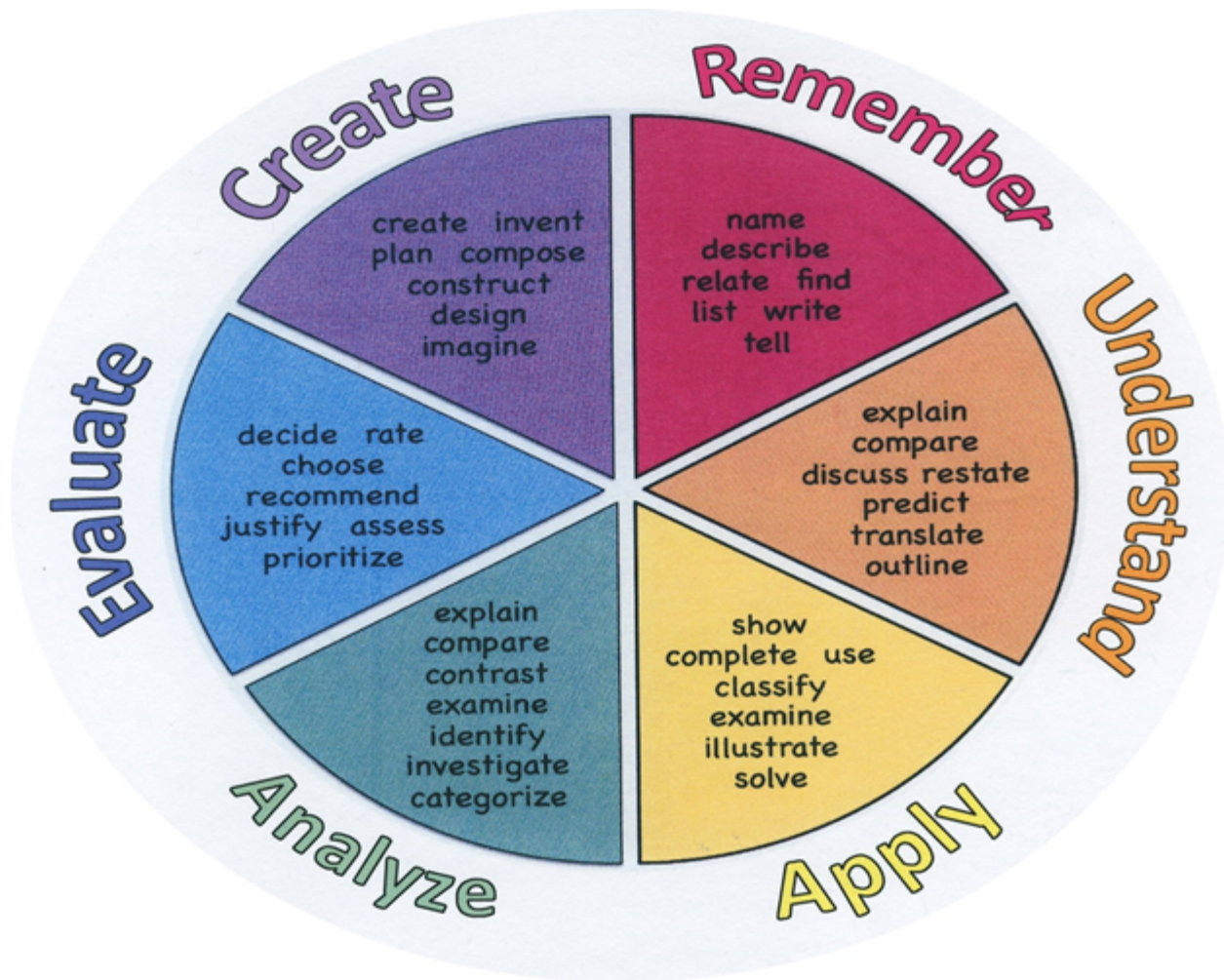
Critique classmates productions on how to improve the video

Develop and design a video production that can be used to teach a lesson to viewers

Distinguish the differences between a cleanly produced production

Remember	Understand	Apply	Analyze	Evaluate	Create
Choose	Classify	Choose	Categorize	Appraise	Combine
Describe	Defend	Dramatize	Classify	Judge	Compose
Define	Demonstrate	Explain	Compare	Criticize	Construct
Label	Distinguish	Generalize	Differentiate	Defend	Design
List	Explain	Judge	Distinguish	Compare	Develop
Locate	Express	Organize	Identify	Assess	Formulate
Match	Extend	Paint	Infer	Conclude	Hypothesize

Memorize	Give Examples	Prepare	Point out	Contrast	Invent
Name	Illustrate	Produce	Select	Critique	Make
Omit	Indicate	Select	Subdivide	Determine	Originate
Recite	Interrelate	Show	Survey	Grade	Organize
Select	Interpret	Sketch	Arrange	Justify	Plan
State	Infer	Solve	Breakdown	Measure	Produce
Count	Match	Use	Combine	Rank	Role Play
Draw	Paraphrase	Add	Detect	Rate	Drive
Outline	Represent	Calculate	Diagram	Support	Devise
Point	Restate	Change	Discriminate	Test	Generate
Quote	Rewrite	Classify	Illustrate		Integrate
Recall	Select	Complete	Outline		Prescribe
Recognize	Show	Compute	Point out		Propose
Repeat	Summarize	Discover	Separate		Reconstruct
Reproduce	Tell	Divide			Revise
	Translate	Examine			Rewrite
	Associate	Graph			Transform
	Compute	Interpolate			
	Convert	Manipulate			
	Discuss	Modify			
	Estimate	Operate			
	Extrapolate	Subtract			
	Generalize				
	Predict				



Suggested Activities & Best Practices

Understanding the difference of a live to tape video feed

Define the difference of live to tape and live production

Recognize and understand the purpose of a public service announcement

Video contest for Public Service Announcements

Enter video contests for Law Day & Proms and Alcohol Don't Mix (NJ Video Bar Contests)

Assessment Evidence - Checking for Understanding (CFU)

-Students will be given hands on assessment learning how to record to tape/ AJA recording device-benchmark assessment

-Evaluation rubrics will be used when recording productions on AJA device/tape recordings-formative assessment

Unit test-summative assessment

Multimedia reports-alternate assessment

- Admit Tickets
- Anticipation Guide
- Common Benchmarks
- Compare & Contrast
- Create a Multimedia Poster
- DBQ's
- Define
- Describe
- Evaluate
- Evaluation rubrics
- Exit Tickets
- Explaining
- Fist- to-Five or Thumb-Ometer

- Illustration
- Journals
- KWL Chart
- Learning Center Activities
- Multimedia Reports
- Newspaper Headline
- Outline
- Question Stems
- Quickwrite
- Quizzes
- Red Light, Green Light
- Self- assessments
- Socratic Seminar
- Study Guide
- Surveys
- Teacher Observation Checklist
- Think, Pair, Share
- Think, Write, Pair, Share
- Top 10 List
- Unit review/Test prep
- Unit tests
- Web-Based Assessments
- Written Reports

Primary Resources & Materials

Editing Softwares- Adobe Premiere Pro, Final Cut Studio, I-Movie

Apple Mac Book

Canon Video HD Camera

Panasonic Mini DV Camera

Teleprompter

10th Ed.- Television Production Handbook- "Zettl"


Ancillary Resources

YouTube PSA Announcement Videos

NJ BAR Foundation Grant Contests

I-Movie Tutorial Video Production

Technology Infusion

 HD Canon XA 10/Mini-DV Panasonic Cameras will be used to film activities. Videonics Character Generator will be used to upload all credits. Apple Mac Book- Editing software programs- Final Cut Studio, Adobe Premiere Pro, Vegas Studio will be used to edit all productions. Desktop PC's- Research local and world news stories for " Live Shows"

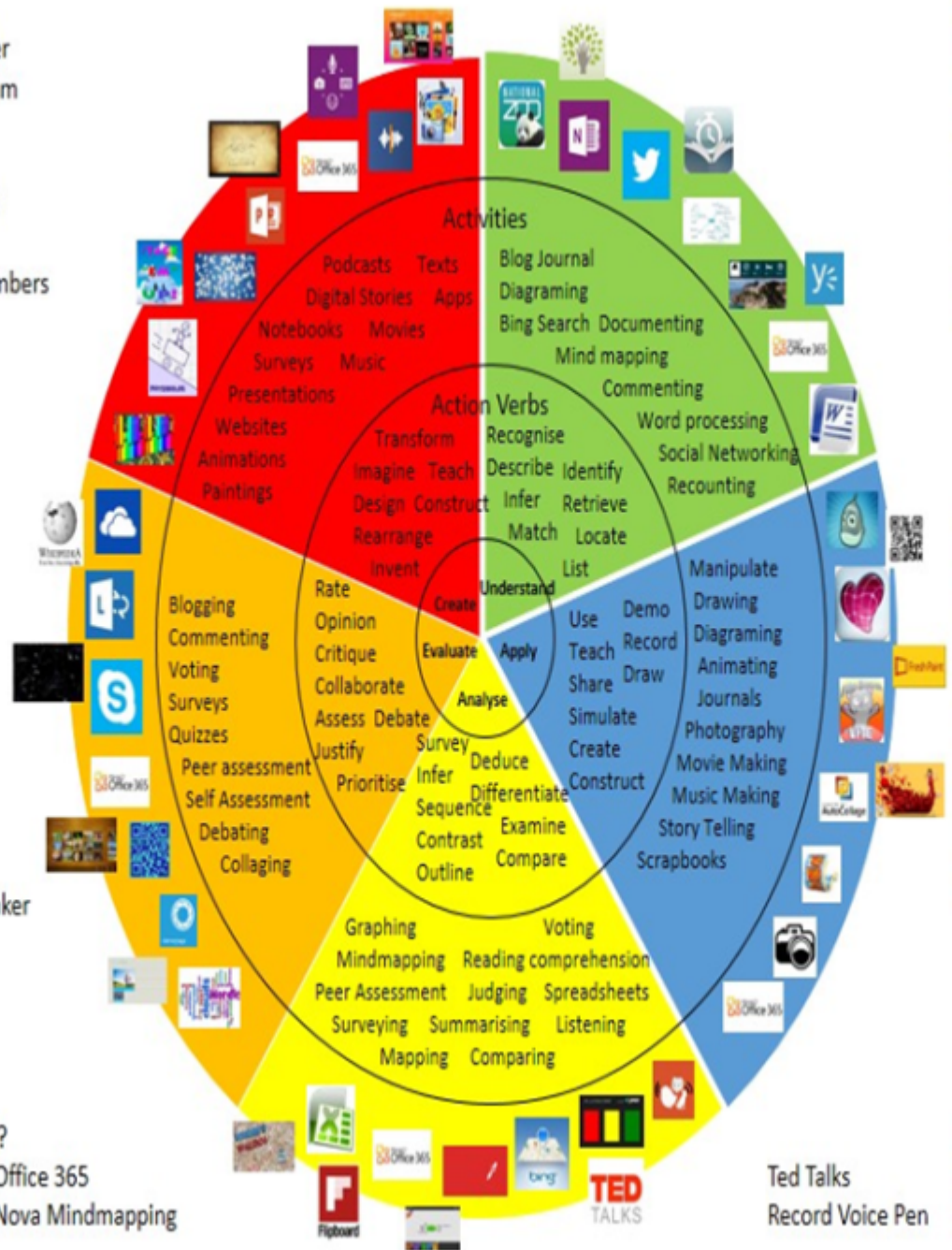
Win 8.1 Apps/Tools Pedagogy Wheel

Podcasts
 Photostory 3
 Kid Story Builder
 Music Maker Jam
 Paint A Story
 Office 365
 MS PowerPoint
 Stack 'Em Up
 NqSquared Numbers
 Physamajig
 Xylophone 8

Wikipedia
 Skydrive
 Lync
 SkyMap
 Skype
 Office 365
 Puzzle Touch
 Easy QR
 Memorylage
 Life Moments
 Word Cloud Maker

Where's Waldo?
 MS Excel
 Flipboard
 Office 365
 Nova Mindmapping

Ted Talks
 Record Voice Pen



Originally taken from <http://www.coetail.com/vzimmer/files/2013/02/IPadagogy-Wheel.001.jpg>
 And adapted for Windows 8.1 devices by Charlotte Beckhurst @CharBeckhurst

Alignment to 21st Century Skills & Technology

CRP.K-12.CRP1	Act as a responsible and contributing citizen and employee.
CRP.K-12.CRP1.1	Career-ready individuals understand the obligations and responsibilities of being a member of a community, and they demonstrate this understanding every day through their interactions with others. They are conscientious of the impacts of their decisions on others and the environment around them. They think about the near-term and long-term consequences of their actions and seek to act in ways that contribute to the betterment of their teams, families, community and workplace. They are reliable and consistent in going beyond the minimum expectation and in participating in activities that serve the greater good.
CRP.K-12.CRP4	Communicate clearly and effectively and with reason.
CRP.K-12.CRP8	Utilize critical thinking to make sense of problems and persevere in solving them.
CRP.K-12.CRP10	Plan education and career paths aligned to personal goals.
CRP.K-12.CRP10.1	Career-ready individuals take personal ownership of their own education and career goals, and they regularly act on a plan to attain these goals. They understand their own career interests, preferences, goals, and requirements. They have perspective regarding the pathways available to them and the time, effort, experience and other requirements to pursue each, including a path of entrepreneurship. They recognize the value of each step in the education and experiential process, and they recognize that nearly all career paths require ongoing education and experience. They seek counselors, mentors, and other experts to assist in the planning and execution of career and personal goals.
CRP.K-12.CRP11	Use technology to enhance productivity.
CRP.K-12.CRP11.1	Career-ready individuals find and maximize the productive value of existing and new technology to accomplish workplace tasks and solve workplace problems. They are flexible and adaptive in acquiring new technology. They are proficient with ubiquitous technology applications. They understand the inherent risks-personal and organizational-of technology applications, and they take actions to prevent or mitigate these risks.
CAEP.9.2.12.C.3	Identify transferable career skills and design alternate career plans.
TECH.8.1.12.A.2	Produce and edit a multi-page digital document for a commercial or professional audience and present it to peers and/or professionals in that related area for review.
TECH.8.1.12.A.CS2	Select and use applications effectively and productively.
TECH.8.1.12.C	Communication and Collaboration: Students use digital media and environments to communicate and work collaboratively, including at a distance, to support individual learning and contribute to the learning of others.
TECH.8.1.12.C.1	Develop an innovative solution to a real world problem or issue in collaboration with peers and experts, and present ideas for feedback through social media or in an online community.
TECH.8.1.12.C.CS4	Contribute to project teams to produce original works or solve problems.

21st Century Skills/Interdisciplinary Themes

- Communication and Collaboration
- Creativity and Innovation
- Critical thinking and Problem Solving
- ICT (Information, Communications and Technology) Literacy
- Information Literacy
- Life and Career Skills
- Media Literacy

21st Century Skills

- Civic Literacy
- Environmental Literacy
- Financial, Economic, Business and Entrepreneurial Literacy
- Global Awareness
- Health Literacy

Differentiation

-Students will work in groups to create and record all productions using tapes and AJA equipment

-Students will be given extra to complete all recordings during classroom productions

Differentiations:

- Small group instruction
- Small group assignments
- Extra time to complete assignments
- Pairing oral instruction with visuals
- Repeat directions
- Use manipulatives
- Center-based instruction
- Token economy
- Study guides
- Teacher reads assessments allowed
- Scheduled breaks
- Rephrase written directions
- Multisensory approaches
- Additional time
- Preview vocabulary
- Preview content & concepts
- Story guides
- Behavior management plan

- Highlight text
- Student(s) work with assigned partner
- Visual presentation
- Assistive technology
- Auditory presentations
- Large print edition
- Dictation to scribe
- Small group setting

Hi-Prep Differentiations:

- Alternative formative and summative assessments
- Choice boards
- Games and tournaments
- Group investigations
- Guided Reading
- Independent research and projects
- Interest groups
- Learning contracts
- Leveled rubrics
- Literature circles
- Multiple intelligence options
- Multiple texts
- Personal agendas
- Project-based learning
- Problem-based learning
- Stations/centers
- Think-Tac-Toes
- Tiered activities/assignments
- Tiered products
- Varying organizers for instructions

Lo-Prep Differentiations

- Choice of books or activities
- Cubing activities
- Exploration by interest
- Flexible grouping
- Goal setting with students
- Jigsaw
- Mini workshops to re-teach or extend skills
- Open-ended activities
- Think-Pair-Share
- Reading buddies
- Varied journal prompts
- Varied supplemental materials

Special Education Learning (IEP's & 504's)

-Students will preview all content prior to recording any productions on multiple devices

-Student will be given a classroom partner during all recordings to make sure camera angles and recording device is operating

- printed copy of board work/notes provided
- additional time for skill mastery
- assistive technology
- behavior management plan
- Center-Based Instruction
- check work frequently for understanding
- computer or electronic device utilizes
- extended time on tests/ quizzes
- have student repeat directions to check for understanding
- highlighted text visual presentation
- modified assignment format
- modified test content
- modified test format
- modified test length
- multiple test sessions
- multi-sensory presentation
- preferential seating
- preview of content, concepts, and vocabulary
- Provide modifications as dictated in the student's IEP/504 plan
- reduced/shortened reading assignments
- Reduced/shortened written assignments
- secure attention before giving instruction/directions
- shortened assignments
- student working with an assigned partner
- teacher initiated weekly assignment sheet
- Use open book, study guides, test prototypes

English Language Learning (ELL)

-Students will be paired with a class partner who is familiar with students language

-Visual aids will be used to assist students on how to record all productions in studio

- teaching key aspects of a topic. Eliminate nonessential information

- using videos, illustrations, pictures, and drawings to explain or clarify
- allowing products (projects, timelines, demonstrations, models, drawings, dioramas, poster boards, charts, graphs, slide shows, videos, etc.) to demonstrate student's learning;
- allowing students to correct errors (looking for understanding)
- allowing the use of note cards or open-book during testing
- decreasing the amount of work presented or required
- having peers take notes or providing a copy of the teacher's notes
- modifying tests to reflect selected objectives
- providing study guides
- reducing or omitting lengthy outside reading assignments
- reducing the number of answer choices on a multiple choice test
- tutoring by peers
- using computer word processing spell check and grammar check features
- using true/false, matching, or fill in the blank tests in lieu of essay tests

At Risk

-Videos and youtube channels will be used to explain the operation of AJA equipment

-Students will be allowed to correct all errors for a better understanding of production equipment

- allowing students to correct errors (looking for understanding)
- teaching key aspects of a topic. Eliminate nonessential information
- allowing products (projects, timelines, demonstrations, models, drawings, dioramas, poster boards, charts, graphs, slide shows, videos, etc.) to demonstrate student's learning
- allowing students to select from given choices
- allowing the use of note cards or open-book during testing
- collaborating (general education teacher and specialist) to modify vocabulary, omit or modify items to reflect objectives for the student, eliminate sections of the test, and determine how the grade will be determined prior to giving the test.
- decreasing the amount of work presented or required
- having peers take notes or providing a copy of the teacher's notes
- marking students' correct and acceptable work, not the mistakes
- modifying tests to reflect selected objectives
- providing study guides
- reducing or omitting lengthy outside reading assignments
- reducing the number of answer choices on a multiple choice test
- tutoring by peers
- using authentic assessments with real-life problem-solving
- using true/false, matching, or fill in the blank tests in lieu of essay tests
- using videos, illustrations, pictures, and drawings to explain or clarify

Talented and Gifted Learning (T&G)

-Students will create ideas how to fix any technical problems that arise during the recordings

-Students will record multiple productions at one time on both recording devices during a camera shoot

- Above grade level placement option for qualified students
- Advanced problem-solving
- Allow students to work at a faster pace
- Cluster grouping
- Complete activities aligned with above grade level text using Benchmark results
- Create a blog or social media page about their unit
- Create a plan to solve an issue presented in the class or in a text
- Debate issues with research to support arguments
- Flexible skill grouping within a class or across grade level for rigor
- Higher order, critical & creative thinking skills, and discovery
- Multi-disciplinary unit and/or project
- Teacher-selected instructional strategies that are focused to provide challenge, engagement, and growth opportunities
- Utilize exploratory connections to higher-grade concepts
- Utilize project-based learning for greater depth of knowledge

Sample Lesson
