

# Unit 4- Hypothetically Speaking

Content Area: **World Language**  
Course(s): **Spanish 2H**  
Time Period: **JanFeb**  
Length: **25 days, 9-11**  
Status: **Published**

## **Title Section**

---

## **Department of Curriculum and Instruction**



**Belleville Public Schools**

**Curriculum Guide**

**Spanish 2H, 9-11**

**Unit 4-Hypothetically Speaking**

**Belleville Board of Education**

**102 Passaic Avenue**

**Belleville, NJ 07109**

**Prepared by:** Spanish Teacher, Ms. Monica Filgueiras

Dr. Richard Tomko, Ph.D., M.J., Superintendent of Schools

Ms. LucyAnn Demikoff, Director of Curriculum and Instruction K-12

Ms. Nicole Shanklin, Director of Elementary Education

Mr. Joseph Lepo, Director of Secondary Education

Board Approved:

## **Unit Overview**

---

Unit 4 - Hypothetically Speaking: Future & Conditional

The Future Tense

- Conjugate verbs in the future tense.
- Speak about the future and describe future plans.

## The Conditional Mood

- Conjugate verbs in the conditional mood.
- State what one “would” do in a given situation

## **Enduring Understanding**

---

Students will understand that:

- Communicating in at least one other language is essential to gaining knowledge of other cultures (traditions, products and perspectives).
- Comparing English with others languages is important to understanding the nature of language and their cultures.
- Appreciating and understanding the variety of cultures that exist in a society enriches that society.
- Speaking more than one language bridges gaps in society.
- Speaking more than one language and being culturally aware, makes you more marketable in the work field.

## **Essential Questions**

---

Students will keep considering:

- How do I develop communicative competence?
- How do I know that I am getting better in using language in real-world situations?
- What strategies do I need to communicate in linguistically and culturally appropriate ways?
- Why can one not translate directly from English to Target Language/ Target Language to English?

## **Exit Skills**

---

Students will be able to:

- Speak about the future and describe future plans.
- State what one “would” do in a given situation.
- Understand the difference between the conditional tone vs. the future tone.
- Understand when to use either tense in the proper context.
- Write proper sentences utilizing the proper verb conjugations.

## **New Jersey Student Learning Standards (NJSL-S)**

---

WL.IH.7.1.IH.IPERS.1	Exchange information in conversations and some discussions on a variety of familiar and some concrete topics, using connected sentences that may combine to form paragraphs and asking a variety of questions, often across time frames.
WL.IH.7.1.IH.IPRET.1	Summarize the main idea, several details, and some inferences of literary or informational texts on a range of topics.
WL.IH.7.1.IH.IPRET.2	Demonstrate comprehension of spoken and written language expressed by speakers of the target language in formal and informal settings, through appropriate responses.
WL.IH.7.1.IH.IPRET.3	Compare and contrast the use of verbal and non-verbal etiquette to perform a variety of functions (e.g., persuading, offering advice) in the target culture(s) and in one's own culture.
WL.IH.7.1.IH.IPRET.5	Infer the meaning of some unfamiliar words and phrases in new formal and informal contexts.
WL.IH.7.1.IH.PRSNT.1	Present detailed information orally and in writing on information gathered from culturally authentic resources, using short paragraphs and often using major time frames.
WL.IH.7.1.IH.PRSNT.3	Use language creatively when responding to oral, written, and visual prompts on familiar and unfamiliar topics and situations.
WL.IH.7.1.IH.PRSNT.4	Use language creatively in writing for a variety of purposes.

## **Interdisciplinary Connections**

---

LA.K-12.NJLSA.R1	Read closely to determine what the text says explicitly and to make logical inferences and relevant connections from it; cite specific textual evidence when writing or speaking to support conclusions drawn from the text.
LA.K-12.NJLSA.R2	Determine central ideas or themes of a text and analyze their development; summarize the key supporting details and ideas.
LA.K-12.NJLSA.R4	Interpret words and phrases as they are used in a text, including determining technical, connotative, and figurative meanings, and analyze how specific word choices shape meaning or tone.
LA.K-12.NJLSA.R7	Integrate and evaluate content presented in diverse media and formats, including visually and quantitatively, as well as in words.
LA.K-12.NJLSA.R9	Analyze and reflect on how two or more texts address similar themes or topics in order to build knowledge or to compare the approaches the authors take.
LA.K-12.NJLSA.W3	Write narratives to develop real or imagined experiences or events using effective technique, well-chosen details, and well-structured event sequences.

LA.K-12.NJSLSA.W4	Produce clear and coherent writing in which the development, organization, and style are appropriate to task, purpose, and audience.
LA.K-12.NJSLSA.W5	Develop and strengthen writing as needed by planning, revising, editing, rewriting, or trying a new approach.
LA.K-12.NJSLSA.W6	Use technology, including the Internet, to produce and publish writing and to interact and collaborate with others.
LA.K-12.NJSLSA.W8	Gather relevant information from multiple print and digital sources, assess the credibility and accuracy of each source, and integrate the information while avoiding plagiarism.
LA.K-12.NJSLSA.W10	Write routinely over extended time frames (time for research, reflection, and revision) and shorter time frames (a single sitting or a day or two) for a range of tasks, purposes, and audiences.

## Learning Objectives

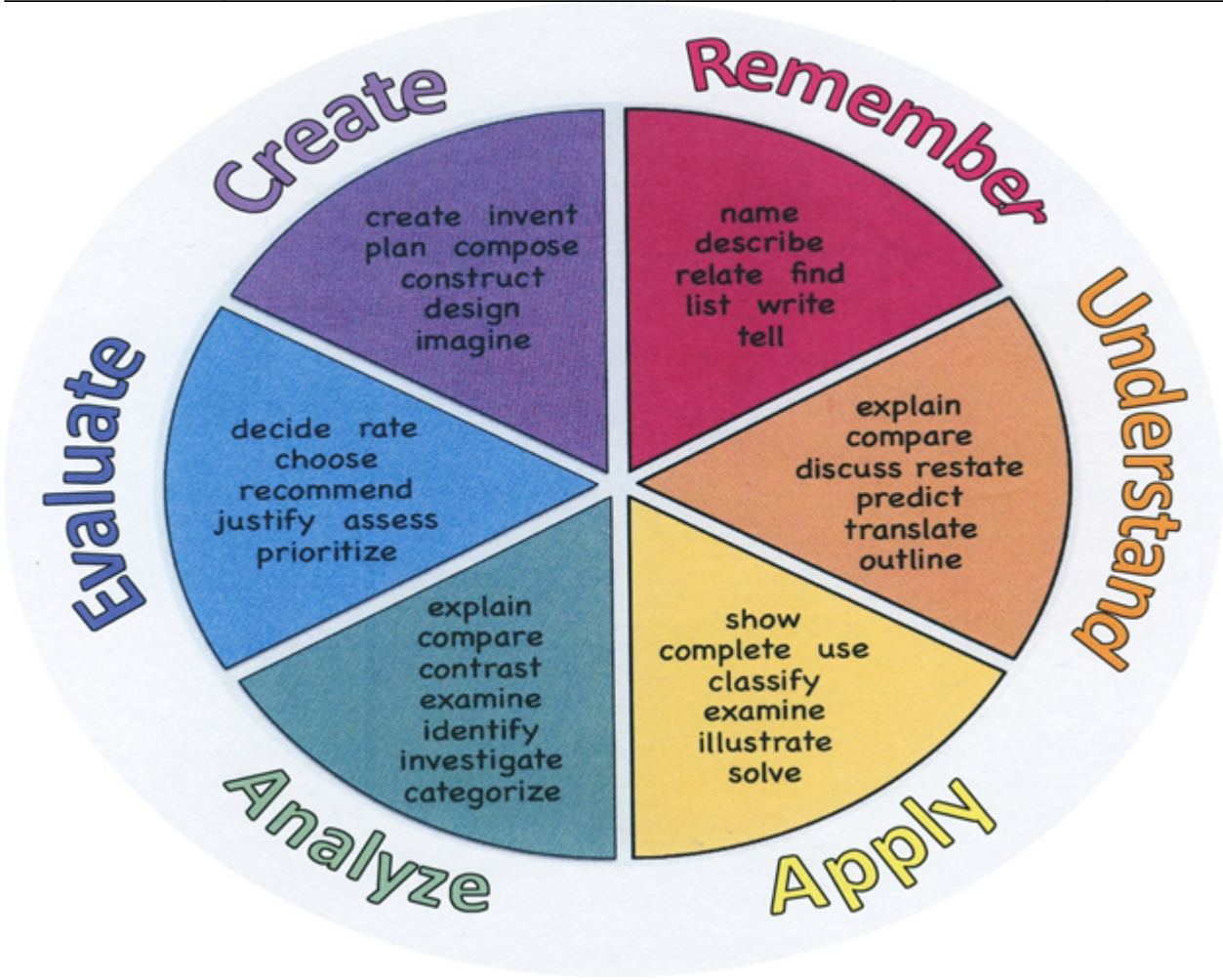
---

After completing this unit, students will be able to:

- **Read, Comprehend, Analyze, and Critique** written text and oral Languages
- **Understand and Apply** written and oral conventions to everyday interactions
- **Evaluate** careers using the target language
- **Recognize and express** feelings / opinions

Remember	Understand	Apply	Analyze	Evaluate	Create
Choose	Classify	Choose	Categorize	Appraise	Combine
Describe	Defend	Dramatize	Classify	Judge	Compose
Define	Demonstrate	Explain	Compare	Criticize	Construct
Label	Distinguish	Generalize	Differentiate	Defend	Design
List	Explain	Judge	Distinguish	Compare	Develop
Locate	Express	Organize	Identify	Assess	Formulate
Match	Extend	Paint	Infer	Conclude	Hypothesize
Memorize	Give Examples	Prepare	Point out	Contrast	Invent
Name	Illustrate	Produce	Select	Critique	Make
Omit	Indicate	Select	Subdivide	Determine	Originate
Recite	Interrelate	Show	Survey	Grade	Organize
Select	Interpret	Sketch	Arrange	Justify	Plan
State	Infer	Solve	Breakdown	Measure	Produce
Count	Match	Use	Combine	Rank	Role Play
Draw	Paraphrase	Add	Detect	Rate	Drive
Outline	Represent	Calculate	Diagram	Support	Devise
Point	Restate	Change	Discriminate	Test	Generate
Quote	Rewrite	Classify	Illustrate		Integrate
Recall	Select	Complete	Outline		Prescribe
Recognize	Show	Compute	Point out		Propose
Repeat	Summarize	Discover	Separate		Reconstruct
Reproduce	Tell	Divide			Revise
	Translate	Examine			Rewrite

	Associate Compute Convert Discuss Estimate Extrapolate Generalize Predict	Graph Interpolate Manipulate Modify Operate Subtract			Transform
--	--	---	--	--	-----------



**Suggested Activities & Best Practices**

---

Suggested Activities:

- Written comprehension activities;
- Reading comprehension activities;
- Oral practice;
- Interactive games;
- Integrate technology (e.g. vtext options);
- Exemplar: Work collaboratively in pairs or groups to create, revise and present script on student choice unit topic.

## **Assessment Evidence - Checking for Understanding (CFU)**

---

- Evaluation & Oral presentation rubrics
  - Group activities
  - tests
  - quizzes
  - observations
  - Peer assessment
- 
- Admit Tickets
  - Anticipation Guide
  - Common Benchmarks
  - Compare & Contrast
  - Create a Multimedia Poster



- DBQ's
- Define
- Describe
- Evaluate
- Evaluation rubrics
- Exit Tickets
- Explaining
- Fist- to-Five or Thumb-Ometer
- Illustration
- Journals
- KWL Chart
- Learning Center Activities
- Multimedia Reports
- Newspaper Headline
- Outline
- Question Stems
- Quickwrite
- Quizzes
- Red Light, Green Light
- Self- assessments
- Socratic Seminar
- Study Guide
- Surveys
- Teacher Observation Checklist
- Think, Pair, Share
- Think, Write, Pair, Share
- Top 10 List
- Unit review/Test prep
- Unit tests
- Web-Based Assessments
- Written Reports

## **Primary Resources & Materials**

---

District Text Books provided for each language.

## **Ancillary Resources**

---

- Current event articles
- Internet / Video clips
- Teacher-generated materials

## **Technology Infusion**

---

World language websites & resources are provided in the vtext, and in class assignments like Google Classroom.

Exemplar: Create a 10-15 question Google form using the vocabulary and grammar structures of their choice from the current unit to present to their peers during assessment reviews.

# Win 8.1 Apps/Tools Pedagogy Wheel

Podcasts  
 Photostory 3  
 Kid Story Builder  
 Music Maker Jam  
 Paint A Story  
 Office 365  
 MS PowerPoint  
 Stack 'Em Up  
 NqSquared Numbers  
 Physamajig  
 Xylophone 8

Wikipedia  
 Skydrive  
 Lync  
 SkyMap  
 Skype  
 Office 365  
 Puzzle Touch  
 Easy QR  
 Memorylage  
 Life Moments  
 Word Cloud Maker

Where's Waldo?  
 MS Excel  
 Flipboard  
 Office 365  
 Nova Mindmapping

Ted Talks  
 Record Voice Pen



Originally taken from <http://www.coetail.com/vzimmer/files/2013/02/IPadagogy-Wheel.001.jpg>  
 And adapted for Windows 8.1 devices by Charlotte Beckhurst @CharBeckhurst

## Alignment to 21st Century Skills & Technology



















---

Mastery and infusion of 21st Century Skills & Technology and their Alignment to the core content areas is essential to student learning. The core content areas include:

- English Language Arts;
- Mathematics;
- Science and Scientific Inquiry (Next Generation);
- Social Studies, including American History, World History, Geography, Government and Civics, and Economics;
- World languages;
- Technology;
- Visual and Performing Arts.

Standards:

---

	Refs	Standard ID	Description
  	0x	CAEP.9.2.12.C.5	Research career opportunities in the United States and abroad that require knowledge of world languages and diverse cultures.
  	0x	CRP.K-12.CRP11	Use technology to enhance productivity.
  	0x	CRP.K-12.CRP2	Apply appropriate academic and technical skills.
  	0x	CRP.K-12.CRP4	Communicate clearly and effectively and with reason.
  	0x	CRP.K-12.CRP6	Demonstrate creativity and innovation.
  	0x	TECH.8.1.12.A.CS 2	Select and use applications effectively and productively.



- 0x      TECH.8.1.12.C.CS3      Develop cultural understanding and global awareness by engaging with learners of other cultures.
- 0x      TECH.8.1.12.C.CS4      Contribute to project teams to produce original works or solve problems.

## **21st Century Skills/Interdisciplinary Themes**

---

- Communication and Collaboration
- Media Literacy
- ICT (Information, Communications and Technology) Literacy

- Communication and Collaboration
- Creativity and Innovation
- Critical thinking and Problem Solving
- ICT (Information, Communications and Technology) Literacy
- Information Literacy
- Life and Career Skills
- Media Literacy

## **21st Century Skills**

---

Global Awareness

- Civic Literacy
- Environmental Literacy
- Financial, Economic, Business and Entrepreneurial Literacy
- Global Awareness
- Health Literacy

## **Differentiation**

---

## General Differentiations:

- Pairing oral instruction with visuals
- Repeat directions
- Use manipulatives
- Center-based instruction
- Study guides
- Multisensory approaches
- Student(s) work with assigned partner
- Visual presentation
- Assistive technology
- Auditory presentations
- Small group setting

## Hi-Prep Differentiations:

- Games and tournaments
- Group investigations
- Guided Reading
- Leveled rubrics
- Multiple intelligence options
- Project-based learning
- Stations/centers
- Tiered activities/assignments

## Lo-Prep Differentiations

- Choice of activities
- Flexible grouping
- Goal setting with students
- Jigsaw
- Open-ended activities
- Think-Pair-Share
- Reading buddies
- Varied supplemental materials

Exemplar: Students engage in student choice project based learning to help explore and present understanding of current vocabulary and grammar skills in accordance with their own levels of knowledge. (EX: Create a list of 10 future goals using the future tense.)

## **Special Education Learning (IEP's & 504's)**

---

- Provide modifications as dictated in the student's IEP/504 plan
- Additional time for skill mastery
- Student working with an assignment partner
- Check work frequently for understanding
  
- Extended time on tests/quizzes

## -Multisensory presentation

Exemplar: Provide word bank on fill in the blank/recall assessments.

- printed copy of board work/notes provided
- additional time for skill mastery
- assistive technology
- behavior management plan
- Center-Based Instruction
- check work frequently for understanding
- computer or electronic device utilizes
- extended time on tests/ quizzes
- have student repeat directions to check for understanding
- highlighted text visual presentation
- modified assignment format
- modified test content
- modified test format
- modified test length
- multiple test sessions
- multi-sensory presentation
- preferential seating
- preview of content, concepts, and vocabulary
- Provide modifications as dictated in the student's IEP/504 plan
- reduced/shortened reading assignments
- Reduced/shortened written assignments
- secure attention before giving instruction/directions
- shortened assignments
- student working with an assigned partner
- teacher initiated weekly assignment sheet
- Use open book, study guides, test prototypes

## **English Language Learning (ELL)**

---

Use every option necessary due to the nature of the class population.



- teaching key aspects of a topic. Eliminate nonessential information
- using videos, illustrations, pictures, and drawings to explain or clarify
- allowing products (projects, timelines, demonstrations, models, drawings, dioramas, poster boards, charts, graphs, slide shows, videos, etc.) to demonstrate student's learning;
- allowing students to correct errors (looking for understanding)
- allowing the use of note cards or open-book during testing
- decreasing the amount of work presented or required
- having peers take notes or providing a copy of the teacher's notes
- modifying tests to reflect selected objectives
- providing study guides
- reducing or omitting lengthy outside reading assignments
- reducing the number of answer choices on a multiple choice test
- tutoring by peers
- using computer word processing spell check and grammar check features
- using true/false, matching, or fill in the blank tests in lieu of essay tests

## **At Risk**

---

-Using videos, illustrations, pictures, and drawings to explain or clarify

-Tutoring by peers

-Having peers take notes or providing a copy of the teacher's notes

-Allowing products (projects, timelines, demonstrations, models, drawings, dioramas, poster boards, charts, graphs, slide shows, videos, etc.) to demonstrate student's learning

Exemplar: Encourage attendance at before school/after school tutoring program to allow for added one on one review and instruction time.

- allowing students to correct errors (looking for understanding)
- teaching key aspects of a topic. Eliminate nonessential information
- allowing products (projects, timelines, demonstrations, models, drawings, dioramas, poster boards, charts, graphs, slide shows, videos, etc.) to demonstrate student's learning
- allowing students to select from given choices
- allowing the use of note cards or open-book during testing
- collaborating (general education teacher and specialist) to modify vocabulary, omit or modify items to reflect objectives for the student, eliminate sections of the test, and determine how the grade will be determined prior to giving the test.
- decreasing the amount of work presented or required
- having peers take notes or providing a copy of the teacher's notes

- marking students' correct and acceptable work, not the mistakes
- modifying tests to reflect selected objectives
- providing study guides
- reducing or omitting lengthy outside reading assignments
- reducing the number of answer choices on a multiple choice test
- tutoring by peers
- using authentic assessments with real-life problem-solving
- using true/false, matching, or fill in the blank tests in lieu of essay tests
- using videos, illustrations, pictures, and drawings to explain or clarify

## **Talented and Gifted Learning (T&G)**

---

-Create a plan to solve an issue presented in the class or in a text

-Cluster grouping

-Allow students to work at a faster pace

Exemplar: Allow students to create a lesson and teach the class using the medium of their choice as a teaching aid (Google slides, speech)

- Above grade level placement option for qualified students
- Advanced problem-solving
- Allow students to work at a faster pace
- Cluster grouping
- Complete activities aligned with above grade level text using Benchmark results
- Create a blog or social media page about their unit
- Create a plan to solve an issue presented in the class or in a text
- Debate issues with research to support arguments
- Flexible skill grouping within a class or across grade level for rigor
- Higher order, critical & creative thinking skills, and discovery
- Multi-disciplinary unit and/or project
- Teacher-selected instructional strategies that are focused to provide challenge, engagement, and growth opportunities
- Utilize exploratory connections to higher-grade concepts
- Utilize project-based learning for greater depth of knowledge

## **Sample Lesson**

---

Unit Name: Hypothetically Speaking

NJSLS: WL 7.NM.A.1, 7.NM.A.2, 7.NM.A.3, 7.NM.B.1, 7.NM.B.3, 7.NM.B.4, 7.NM.C.2

Interdisciplinary Connection: NJSLA.L3, NJSLA.L5, NJSLA.W4, NJSLA.W5, 9.2.12.C.5

Statement of Objective: Students will begin to learn the process of putting verbs into the future tense in order to expand the sentence-making function in Spanish.

Anticipatory Set/Do Now: Google form on the future tense

Learning Activity: 1) Introduce new grammar rule 2) Choral Repetition

Student Assessment/CFU's: Teacher observation -Aural/Oral discrimination - Peer assessment, homework

Materials: Notebooks; scrap paper, vtext

21st Century Themes and Skills: Global Awareness, Civic Literacy

Differentiation: 1) Multisensory presentation format; 2) Lectures/drills coupled with graphic organizers and/or handouts

Integration of Technology: Vtext, online resources, internet