

ICE CREAM DAY

freebies

Created by Cara Carroll - The First Grade Parade



Ice cream, ice cream in a dish

ICE CREAM SUNDAE
COMPARE AND CONTRAST

MY SUNDAE

'S SUNDAE

MY FAVORITE FLAVOR!
Write about your favorite ice cream flavor. Describe the ice cream and tell why it's your favorite.

I WONDER
What is the best ice cream flavor?

ICE CREAM
To the Tune of "The Farmer in the Dell"

Ice cream in a bowl.
Ice cream in a cone.
Ice cream any way I want
As long as it's my own.
Ice cream can be sticky.
Ice cream can be sweet.
Ice cream is delicious,
It's my very favorite treat!

By Cara Carroll

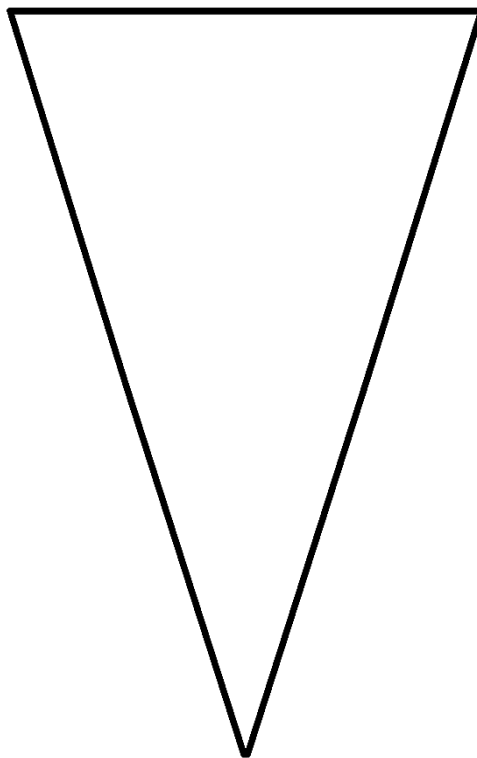
PLUS A BONUS CRAFTIVITY!



I WONDER...

What is the best ice cream flavor?

Create a picture out of the ice cream cone below. You can turn your paper in ANY direction you choose. Be creative! When you are finished with your picture, Turn the paper over and write about what you drew.





ICE CREAM SUNDAE COMPARE AND CONTRAST

Name: _____

MY SUNDAE

-----'S SUNDAE



ICE CREAM

To The Tune of "The Farmer in the Dell"

Ice cream in a bowl.

Ice cream in a cone.

Ice cream any way I want


As long as it's my own.

Ice cream can be sticky.

Ice cream can be sweet.


Ice cream is delicious,

It's my very favorite treat!



By: Cara Carroll

Ice cream, ice cream in a dish. How many flavors can you list?





Ice Cream Cone Craftivity


Materials needed:

- 1 ice cream scoop per student
- 1 small red circle (for cherry)
- 1 small brown strip (for cherry stem)
- 1 cone per student
- 1 set of eyes per student





Prior to this activity, I cut out brown, white, and pink ice cream scoops. I let students choose the color they wanted based on their ice cream preference (chocolate, vanilla, or strawberry). This was a really easy project for the kids to assemble especially since all of the parts were pre-cut to make things go faster. The only thing kids were in charge of cutting was the small brown strip for the cherry stem. I just placed small pieces of brown construction paper at each table. I used circle punches for the eyes, but if you don't have a circle cutter available, just print them out on the following page. The kids drew a mouth and the lines on the cone and called it a day ☺ We paired this craftivity with the writing prompt, "I like ___ ice cream the best because..."

Ice Cream Cone Craftivity (EYES)


2 per student



Ice cream scoops - Copy on pink, white, and brown




Ice cream cones - copy on tan paper



MY FAVORITE FLAVOR





Write about your favorite ice cream flavor. Describe the ice cream and tell why it's your favorite.



ICE CREAM DAY *freebies*

CREDITS

Graphics and fonts in this freebie are courtesy of the following talented designers/artists. Thank you!



For more ice cream fun, check out my Ice Cream themed literacy/math/science resource [HERE](#):

