

# Unit 3: Classroom Objects

Content Area: **Spanish**  
Course(s): **Spanish**  
Time Period: **Generic Time Period**  
Length: **Weeks**  
Status: **Published**

## Unit Overview

---

In this unit, students learn classroom vocabulary and commands. They will review masculine and feminine nouns using the indefinite article, *un* and *una* and will form the plurals of nouns. Students will learn to answer and ask basic questions about classroom objects and to give and follow classroom commands.

## Standards

---

FL.PK-12.7.1.NM.A.2	Demonstrate comprehension of simple, oral and written directions, commands, and requests through appropriate physical response.
FL.PK-12.7.1.NM.A.3	Recognize a few common gestures and cultural practices associated with the target culture(s).
FL.PK-12.7.1.NM.A.4	Identify familiar people, places, and objects based on simple oral and/or written descriptions.
FL.PK-12.7.1.NM.A.5	Demonstrate comprehension of brief oral and written messages using age- and level-appropriate, culturally authentic materials on familiar topics.
FL.PK-12.7.1.NM.B.2	Give and follow simple oral and written directions, commands, and requests when participating in age-appropriate classroom and cultural activities.
FL.PK-12.7.1.NM.B.4	Ask and respond to simple questions, make requests, and express preferences using memorized words and phrases.
FL.PK-12.7.1.NM.B.5	Exchange information using words, phrases, and short sentences practiced in class on familiar topics or on topics studied in other content areas.
FL.PK-12.7.1.NM.C.3	Copy/write words, phrases, or simple guided texts on familiar topics.
FL.PK-12.7.1.NM.C.4	Present information from age- and level-appropriate, culturally authentic materials orally or in writing.
FL.PK-12.7.1.NM.C.5	Name and label tangible cultural products and imitate cultural practices from the target culture(s).

## Essential Questions

---

How is Spanish grammar different from English grammar?

## Application of Knowledge and Skills...

---

## **Students will know that...**

---

- ¿Dónde están? is used when the classroom objects are plural
- ¿Qué es esto? means "What is this?"
- if the object is plural, son is used instead of es and unos/unas is used instead of uno/una
- the nouns that do not follow the rule must be memorized
- to ask the color of the classroom object, use the question: ¿Qué color es?
- to ask where something is, say ¿Dónde está...? followed by the item
- to make nouns plural in Spanish, add "s" if the verb ends in a vowel, add "es" if the verb ends in a consonant, and if the verb ends in "z" delete the "z" and add "ces"
- to respond to a color question, say Es (It is), followed by the color
- to respond to a question about where something is located, say the name of the object and Está aquí (It is here.), and point to where the classroom object is located
- to respond to a what is it question, say Es (It is) followed by un/una (depending if the word is masculine or feminine), and the classroom object
- un is "a" masculine and una is "a" feminine
- unos is masculine/plural and unas is feminine plural
- when a noun ends in a, it is usually feminine
- when a noun ends in o, it is usually masculine

## **Students will be able to . . .**

---

- ask and respond to basic questions about classroom objects, written and orally
- express and recognize classroom objects and commands, in writing and spoken
- give and respond to commands
- make nouns plural
- use the correct indefinite article

## **Assessments**

---

- answer questions about and label the items in the classroom illustrated on the test; match commands with the correct English translation; form the plural of the nouns listed.
- Classroom Objects and Commands Test
- create an ideal classroom and label the items in the classroom using the correct articles and plurals, if needed; write a sentence under the illustration that tells what is in their classroom.
- Diagnostic: Other visual assessments
- Formative: Personal Project
- My Ideal Classroom

- Pre-assessment
- respond to questions about different objects in the room and to classroom commands.
- Summative: Written Test

## Activities

---

- play "I Spy" in Spanish, reviewing classroom objects and colors vocabulary.
- learn a cultural rhyme that corresponds to the "I Spy" game.
- illustrate a backpack showing classroom items inside; write a sentence describing the contents of the backpack.
- pretend to be the teacher; go to the front of the room and give classroom commands
- illustrate vocabulary by making the letters out of the classroom object (i.e. the letters of *lápiz* would be pencil shapes).

## Activities to Differentiate Instruction

---

- watch a video about classroom objects and commands
- participate in Smart Board activities
- review vocabulary using virtual flashcards
- play Internet review games

\*see links

- ☐ [Classroom Objects Video](#)
- ☐ [Smart Board Activities](#)
- ☐ [Flashcards](#)
- ☐ [Vocabulary Review Games](#)

## Integrated/Cross-Disciplinary Instruction

---

- Word Art and Backpack Illustration (Art)
- Pretend to be the Teacher (Performing Arts)






## Resources

---

- Worksheets
- Smart Board Activities
- Web Flashcards
- Internet Review Games
- Exploring Spanish Text

- Exploring Spanish Workbook
- Exploring Spanish CD
- Vocabulary and Grammar Books
- Classroom Objects Video

\*see links

-  [Classroom Objects Video](#)
-  [Smart Board Activities](#)
-  [Flashcards](#)
-  [Vocabulary Review Games](#)
-  [Worksheets](#)