

















Free Time – Mystery Games <i>*Possible time for filling out Learning Plans</i>		
Mystery Category		Tips: Encourage kids to talk about the answer and why it is correct.
Opening Group: Include Timeline Calendar, Weather Graph & Attention Focusing Activities, Rhyming Game II <i>*Possible time for filling out Learning Plans</i>		
Shared SW	<p>I wonder...(lead group in developing the message) Which relative is the coldest? Aunt-- arctica</p> <p>Why did the skyscraper write a book? It had so many stories. I wonder.... (lead group in developing the message)</p> <p>Where do you go to find a barber shop for lions? Mane Street.</p>	<p>Focus Points:</p> <p>Have kids write the question and turn and talk about the answer. Buddy Check:</p> <p>Can you add sounds?</p>
Share the News	<p>What are the steps in Silly Sentences and how do you complete the learning record? Someone takes something from your cubby. What can you do?</p> <p>Think about your learning goal. What have you done so far this week to meet it?</p> <p>What do you feel proud about doing all by yourself? Compliment:</p> <p><i>I have fun with you when we_____.</i></p>	<p>Tips: At various times during the week, you want children to discuss their learning goals to plan and reflect: Share the News, before centers, after centers, etc.</p>
Fundations	<ol style="list-style-type: none"> 1. Drill Sounds/ Warm-Up 2. Sky Write/ Letter Formation Review 3. Word Play 4. Student Notebook 5. Echo/ Letter Formation Review 	<ol style="list-style-type: none"> 6. Alphabetical Order 7. Echo/ Find Letters, Words 8. Make It Fun 9. Storytime 10. Trick Word Practice 11. Dictation

Tools of the Mind Kindergarten Pacing Guide

Week 36

Literacy Block – Story: Polar Bears Past Bedtime					
Story Lab & Scaffolded Writing	Monday	Tuesday	Wednesday	Thursday	Friday
	Read Ch 1-3 Visualization	Ch Summary Ch 1-3	Read Ch 4-5 Inferencing	Ch Summary Ch 4-5	Read & Write Ch 6 Character Empathy
Centers: Learning Plans should be completed for the center they will visit. Buddy Reading² - Teacher meets with 4 groups per day Monday-Thursday. FRIDAY: Learning Conferences – meet with each child to review week and set new goal.					
 Listening	 Dramatization	 Publishing & Penmanship	 Creative Writing		
Listen to Story Connections	Dramatization	Riddles & Jokes	For Real or Pretend		
 Comp & Vocab	 Sounds & Letters	 Decoding	 Fluency		
Who Am I or Peanut Mix Up	Make a Word	Silly Sentences	Base Camp		
Literacy Skill Bldg	Teacher		Assistant Teacher		Independent
	Mon	Kids Below Benchmark Writing Thicker Add More Sounds	Kids at or above Benchmarks Writing Thicker Add Words or Sounds		
	Tues	Kids Still working on Reading Strategies: Decoding Detectives	Kids at or above Benchmarks Decoding Detectives		
	Wed	Kids Below Benchmarks Write Along Intensive	Kids at or above Benchmarks Writing Thicker Add More Words		
	Thur	Kids Working on Memory Strategies Memory Bank Deposit	Kids not working on Memory Strategies Relay Games		
	Fri	Author’s Chair or Friday Book Club			

Week 36

After Lunch Block	Jack and Annie's Secret Message/Editor's Eyes		On Memory Bank	NOTE
	I am freezing. I think we are going to need two big warm coats and boots!		White, two, red, green, going	Review words on word bank before starting. Continue to point out patterns in words. Emphasize new patterns.
	What is mush? Iz itt something to eet?		<u>Editor's Eyes Chart:</u> Eat, is, it, how, will, get	
	The sky is red. The dogs are growling and barking. What do they see?		White, two, red, green, going	
	Haw wil jack and annie gat off the cracking ice?		<u>Editor's Eyes Chart:</u> Eat, is, it, how, will get	
	The polar bear mom showed us how to push and slide. We feel like polar bears!		Red, green, we, like, and	
	Reminders: Patterns: ee, oo, ow, ur, ight, ill, ink, ee, ike			
	Graphics Practice:			
	Mon	Guess What I am Writing: O, o, B, dog	Tips: Use lined paper in sheet protectors. Practice with Private Speech that talks about writing on line: midline, top, bottom. Check with first grade teachers and use same terminology.	
	Tues	Guess What I am Writing: h, m, n, his		
Wed	Guess What I am Writing: A, M, N, how			
Thurs	Guess What I am Writing: K, Y, Z, on			
Fri	Guess What I am Writing: V, X, W, so			
Math:	See Math Pacing Guide			
	Counting Games	 Fluency	 Penmanship	 Geometry, Measurement, Data
Market Farm with Triangle		I Have, Who Has + or ---	Make Number Book for Preschoolers. Include #'s 6-10 (continued)	Venger Collage
	Blocks	 Number Line	 Puzzles	 Operations & Algebraic Thinking
Block Construction Open		Number Line Hopscotch Skip Counting	Puzzles, tangrams, etc	Mystery Greater than Less than
Social Studies Story Lab and Write About				
Story				
Use Background ppts & additional nonfiction about the Arctic tundra. Use Vocabulary, What was Interesting or Connections Story Lab Mediator				
Large Group Literacy: Paired Buddy Reading				
Paired Buddy Reading: Each child should read with another child at a similar level. Ideas for tubs: Leveled Readers, Jack & Annie Message Binders, can continue to read own writing on Fridays.				
Closing Group				
ADD: Author's Chair or Friday Book Club (If not done in Skill Building) Share the News: What is your favorite center game? Why? *Possible time for filling out tomorrow's Learning Plans.				