

















Free Time – Mystery Games <i>*Possible time for filling out Learning Plans</i>		
Mystery Letter: Digraphs, Vowels or Blends		Tips: Encourage kids to talk about the answer and why it is correct.
Opening Group: Include Timeline Calendar, Weather Graph & Attention Focusing Activities, Rhyming Game II <i>*Possible time for filling out Learning Plans</i>		
Shared SW	<p>I wonder...(lead group in developing the message) What state can you write with? Pencil-vania</p> <p>I wonder.... (lead group in developing the message) Why did the french fry lose the race? It couldn't catch-up. Why is the ocean so strong? It has a lot of mussels.</p>	<p>Focus Points: Have kids write the question and turn and talk about the answer. Buddy Check: Can you add sounds?</p>
Share the News	<p>In the block center, someone takes the blocks you need. What can you do?</p> <p>Think about your learning goal. What have you done so far this week to meet it?</p> <p>What does learning something new feel like?</p> <p>Sometimes it is hard to talk to a group of people. How do you feel when you share in the Author's Chair?</p> <p><i>Compliment: Something I like to do with you at Free Choice.</i></p>	<p>Tips: At various times during the week, you want children to discuss their learning goals to plan and reflect: Share the News, before centers, after centers, etc.</p>
Fundations	<ol style="list-style-type: none"> 1. Drill Sounds/ Warm-Up 2. Sky Write/ Letter Formation Review 3. Word Play 4. Student Notebook 5. Echo/ Letter Formation Review 	<ol style="list-style-type: none"> 6. Alphabetical Order 7. Echo/ Find Letters, Words 8. Make It Fun 9. Storytime 10. Trick Word Practice 11. Dictation

Literacy Block – Story: Polar Bears Past Bedtime

Story Lab & Scaffolded Writing	Monday	Tuesday	Wednesday	Thursday	Friday
	Background Bldg Read & Write	Background Bldg Read & Write	Background Bldg Read & Write	Background Bldg Read & Write	Background Bldg Read & Write
<p>Centers: Learning Plans should be completed for the center they will visit.</p> <p>Buddy Reading² - Teacher meets with 4 groups per day Monday–Thursday.</p> <p>FRIDAY: Learning Conferences – meet with each child to review week and set new goal.</p>					
 Listening	 Dramatization	 Publishing & Penmanship	 Creative Writing		
Listen to Story Connections	Prop Making	Jokes and Riddle	Create a Story What I Know, Think, Wonder		
 Comp & Vocab	 Sounds & Letters	 Decoding	 Fluency		
Exploring Collections	Make a Word	Turn & Read	IHWH Sight Words II or III		
Literacy Skill Bldg	Teacher		Assistant Teacher		Independent
	Mon	Kids Below Benchmark Writing Thicker Add More Sounds	Kids at or above Benchmarks Writing Thicker Add Sounds or Words		
	Tues	Kids still working on Reading Strategies Decoding Detectives	Kids at or above Benchmarks Decoding Detectives		
	Wed	Kids Below Benchmarks Write Along Intensive	Kids at or above Benchmarks Writing Thicker Add More Words		
	Thur	Kids Working on Memory Strategies Memory Bank Deposit	Kids not working on Memory Strategies Relay Games		
	Fri	Author’s Chair or Friday Book Club			

Tools of the Mind Kindergarten Pacing Guide

Week 35

After Lunch Block	Jack and Annie's Secret Message/Editor's Eyes		On Memory Bank	NOTE
	Do polar bears have just two big furry feet?		Big, there, are, white, two	Review words on word bank before starting. Continue to point out patterns in words. Emphasize new patterns.
	r der mice en the arctic tundra		Editor's Eyes Chart: There, are, in, want, dogs	
	All we see is snow and white. Even the big bears', foxes' and wolves' fur is white.		Big, there, are, white, two	
	i went to help the dawgs pull the sled.		Editor's Eyes Chart: There, are, in, want, dogs	
	There are two clouds of red and green lights in the sky. It looks like the sky spilled ink!		There, are, white, two, red, green	
	Reminders: Patterns: ee, oo, ow, ur, ight, ill, ink, ee, ike			
	Graphics Practice:			
	Mon	Guess What I am Writing: S, s, the	Tips: Use lined paper in sheet protectors. Practice with Private Speech cuing writing on line: midline, top, bottom. Check with first grade teachers and use same terminology.	
	Tues	Guess What I am Writing: I, E, F, and		
Wed	Guess What I am Writing: H, L, T, do			
Thurs	Guess What I am Writing: i, l, t, go			
Fri	Guess What I am Writing: U, u, Q, in			
Math:	See Math Pacing Guide			
 Counting Games		 Fluency	 Penmanship	 Geometry, Measurement, Data
Number Line Hopscotch #’s 85-100		I Have, Who Has + or ---	Make Number Book for Preschoolers Include #’s 1-5	Find Peanut
 Blocks		 Number Line	 Puzzles	 Operations & Algebraic Thinking
Block construction –Build an igloo		Number Line Counting by 1’s larger numbers	Puzzles, tangrams, etc	Mystery Greater than Less than
Science & Social Studies Story Lab and Write About				
Story				
Use Background ppts & additional nonfiction about the Arctic tundra. Use Vocabulary, What was Interesting or Connections Story Lab Mediator				
Large Group Literacy: Paired Buddy Reading				
Paired Buddy Reading: Each child should read with another child at a similar level. Ideas for tubs: Leveled Readers, Jack & Annie Message Binders, can continue to read own writing on Fridays.				
Closing Group				
ADD: Author’s Chair or Friday Book Club Share the News: What is your favorite math activity? Why? *Possible time for filling out tomorrow’s Learning Plans.				