









Free Time – Mystery Games <i>*Possible time for filling out Learning Plans</i>		
Mystery Letter: Digraphs, Vowels or Blends		Tips: Encourage kids to talk about the answer and why it is correct.
Opening Group: Include Timeline Calendar, Weather Graph & Attention Focusing Activities, Rhyming Game II <i>*Possible time for filling out Learning Plans</i>		
Shared SW	I wonder__ (lead the group in developing the message!) Why can't the cat play the computer? Because he ate the mouse I wonder__ (lead the group in developing the message!) Why is the calendar never lonely? Because it has a new date everyday What instrument do skeletons play? Trombone	Focus Points: Have kids write the question and turn and talk about the answer. Buddy Check: Can you add sounds?
Share the News	You want to play ball with the group but they already started the game. What can you do? Think about your learning goal. What have you done so far this week to meet it? How do you and your buddy do the Learning Record for Turn & Read? What can you do if you realize you stopped paying attention at Story Lab? Where do you think Jack and Annie will go next? Why?	Tips: At various times during the week, you want children to discuss their learning goals and how they are doing with it: Share the News, before centers, after centers, etc.
Fundations	<ol style="list-style-type: none"> 1. Drill Sounds/ Warm-Up 2. Introduce New Concept 3. Sky Write/ Letter Formation 4. Word Play 5. Student Notebook 6. Echo/ Letter Formation 	<ol style="list-style-type: none"> 7. Alphabetical Order 8. Echo/ Find Letters 9. Make It Fun 10. Storytime <p>Trick Words: one Storytime: See Manual pg. 406</p>

Literacy Block – Story: Lions at Lunchtime

Story Lab & Scaffolded Writing	Monday	Tuesday	Wednesday	Thursday	Friday
	Read Ch 7-8	Chapter Summaries Ch 7-8	Read Ch 9-10	Chapter Summaries Ch 9-10	Storyboard

Centers: Learning Plans should be completed for the center they will visit.
Buddy Reading² – Teacher meets with 4 groups per day Monday–Thursday.









FRIDAY: Learning Conferences – meet with each child to review week and set new goal.

 Listening	 Dramatization	 Publishing & Penmanship	 Creative Writing
Listen to Story Connections	Dramatize	Cover for Ch Summaries: Practice L, a, e	Crate a Story
 Comp & Vocab	 Sounds & Letters	 Decoding	 Fluency
Who Am I or Story Timeline Mix Up	Word Pattern Match	Turn & Read NEW this week	IHWH Sight Words II

Literacy Skill Bldg	Teacher		Assistant Teacher	Independent
	Mon	Kids Below Benchmark Writing Thicker Add More Sounds	Kids at or above Benchmarks Writing Thicker Add More Words	
	Tues	Kids Still working on Reading Strategies: Decoding Detectives	Kids at or above Benchmarks Decoding Detectives	
	Wed	Kids Below Benchmarks Write Along Intensive	Kids at or above Benchmarks Relay Games	
	Thur	Kids Working on Memory Strategies Memory Bank Deposit	Kids not working on Memory Strategies Relay Games	
	Fri	Review Collections and Learning Record: Will be in centers next week.		

Tools of the Mind Kindergarten Pacing Guide

Week 34

After Lunch Block	Jack and Annie’s Secret Message/Editor’s Eyes		On Memory Bank	NOTE
	We said, “Thank you bees and little bird.” Now we have the yummy honey and the clue!		Water, said, by, or	Review words on word bank before starting. Continue to point out patterns in words. Emphasize new patterns.
	Jack and Annie ar in danger! Who will help them get awa		Editor’s Eyes Chart: Their, away, them, are, did, me	
	I think the big lion sees us by the giraffe. Jack and I run to the tree house.		Water, said, by, or, big	
	Dib thar mom name peanut butter sandwiches After me.		Editor’s Eyes Chart: their, away, them, are, did, me	
	We may need warm coats where we go next. Will we see lions there?		By, or, big, there , where	
	Reminders: Patterns: ee, ill, oat, ank, ink, ir, ow			
	Graphics Practice:			
	Mon	Guess What I am Writing: P, R, p		Tips: Private Speech is the key. We really want kids to pay close attention to what they are saying and doing.
	Tues	Guess What I am Writing: a, b, d		
Wed	Guess What I am Writing: e, f, q			
Thurs	Guess What I am Writing: Review any			
Fri	Guess What I am Writing: Review any			
Math	See Math Pacing Guide			
 Counting Games		 Fluency	 Penmanship	 Geometry, Measurement, Data
Number Line Hopscotch #’s 55-70		I Have, Who Has + or ---	Make your own number line or number grid #s 71-100	Find Peanut
 Blocks		 Number Line	 Puzzles	 Operations & Algebraic Thinking
Block construction – Bridge for animals		Number Line Counting by 1’s larger numbers	Puzzles, tangrams, etc	Two card Mystery Numeral
Science & Social Studies Story Lab and Write About				
Story				
Use Background ppts & additional nonfiction about the savannah. Use Vocabulary, What was Interesting or Connections Story Lab Mediator				
Large Group Literacy: Paired Buddy Reading				
Paired Buddy Reading: Each child should read with another child at a similar level. Ideas for tubs: Leveled Readers, Jack & Annie Message Binders, can continue to read own writing on Fridays.				
Closing Group				
ADD: Author’s Chair or Friday Book Club Share the News: What is your favorite math activity? Why? *Possible time for filling out tomorrow’s Learning Plans.				