

















Free Time – Mystery Games *Possible time for filling out Learning Plans			
Choices: Mystery Letter: Digraphs, Vowels or Blends, Mystery How Many Sounds or Mystery Category		Tips: Change the Mystery Game often to keep interest high	
Opening Group: Include Timeline Calendar, Weather Graph & Attention Focusing Activities, Rhyming Game II *Possible time for filling out Learning Plans			
Shared SW	I wonder (lead the group in developing the message!) What did the salad say to the croutons? Lettuce be friends I wonder (lead the group in developing the message!) Why did the archeologist quit her job? She didn’t dig it What do you call a watch with eight hands? A clock-topus		Focus Points: Have kids write the question and turn and talk about the answer. Buddy Check: Can you add sounds?
Share the News	What are the rules for Turn and Read? At lunch someone next to you spills their milk. What can you do? How do you know when you need someone’s help with learning? What should a Study Buddy check at Word Pattern Match? How can you decide who goes first at Candy Land?		Tips: At various times during the week, you want children to discuss their learning goals and how they are doing with it: Share the News, before centers, after centers, etc.
Fundations	1. Drill Sounds/ Warm-Up 2. Introduce New Concept 3. Sky Write/ Letter Formation 4. Word Play 5. Student Notebook 6. Echo/ Letter Formation	7. Alphabetical Order 8. Echo/ Find Letters 9. Make It Fun 10. Storytime	Trick Words: do Storytime: See Manual pg. 396

Literacy Block – Story: Lions at Lunchtime

Story Lab & Scaffolded Writing	Monday	Tuesday	Wednesday	Thursday	Friday
	Read Ch 1-3 Visualization	Chapter Summaries Ch 1-3	Read Ch 4-5	Chapter Summaries Ch 4-5	Read & Write About Ch 6
<p>Centers: Learning Plans should be completed for the center they will visit.</p> <p>Buddy Reading² - Teacher meets with 4 groups per day Monday-Thursday.</p> <p>FRIDAY: Learning Conferences – meet with each child to review week and set new goal.</p>					
 Listening	 Dramatization	 Publishing & Penmanship	 Creative Writing		
Listen to Story Story Grammar* w/storyboards	Dramatize	Jokes and Riddles	Crate a Story Rodari Prompt		
 Comp & Vocab	 Sounds & Letters	 Decoding	 Fluency		
Who Am I or Story Timeline Mix Up	Word Pattern Match	Turn & Read NEW this week	CVC Concentration		
Literacy Skill Bldg	Teacher		Assistant Teacher		Independent
	Mon	Kids below Benchmarks Write Along Intensive	Kids not needing Intensive Relay Games		
	Tues	Kids below Benchmark Writing Thicker Add More Sounds	Kids at or above Benchmarks Writing Thicker Add More Words		
	Wed	Kids still working on Reading Strategies: Decoding Detectives	Kids at or above Benchmarks Decoding Detectives		
	Thur	Kids working on Memory Strategies: Memory Bank Deposit	Kids reading at or above level Relay Games		
	Fri	Play IHWB Sight Words II: This is a new set of words that will be in centers next week.			

Tools of the Mind Kindergarten Pacing Guide

Week 33

After Lunch Block	Jack and Annie's Secret Message/Editor's Eyes		On Memory Bank	NOTE
	We see animals everywhere. Are the lions hiding?		for, under, green, help, now	Review words on word bank before starting. Continue to point out patterns in words. Emphasize new patterns.
	ware izz annie? She needs help frum Jack		Editor's Eyes Chart: where, from, is, big, the	
	Annie must help the wildebeests get across the water now.		help, now, water, said, by	
	no lions yet. What es tha beg thing in the trees.		Editor's Eyes Chart: where, from, is, big, the	
	The elephant splashed water on us with his trunk like a hose or shower!		water, said, by, or	
	Reminders: Patterns: ing, ee, ike, er, unk, ash, ow			
	Graphics Practice:			
	Mon	Guess What I am Writing: y, k, v		Tips: Private Speech is the key. We really want kids to pay close attention to what they are saying and doing.
	Tues	Guess What I am Writing: x, w, z		
Wed	Guess What I am Writing: C, c, G			
Thurs	Guess What I am Writing: D, r			
Fri	Guess What I am Writing: J, j, g			
Math:	See Math Pacing Guide			
 Counting Games		 Fluency	 Penmanship	 Geometry, Measurement, Data
Number Line Hopscotch #'s 21-35		I Have, Who Has + or ---	Make your own number line or number grid #s 51-70.	Stackers II
 Blocks		 Number Line	 Puzzles	 Operations & Algebraic Thinking
Block construction – Open		100's Number Line Counting by 3's	Puzzles, tangrams, etc	Two card Mystery Numeral
Science & Social Studies Story Lab and Write About				
Story				
Use Background ppts & additional nonfiction about the savannah. Use Vocabulary, What was Interesting or Connections Story Lab Mediator				
Large Group Literacy: Paired Buddy Reading				
Paired Buddy Reading: Each child should read with another child at a similar level. Ideas for tubs: Leveled Readers, Jack & Annie Message Binders, can continue to read own writing on Fridays.				
Closing Group				
ADD Author's Chair or Friday Book Club Share the News: What savannah animal most interests you? Why? *Possible time for filling out tomorrow's Learning Plans.				