

















Free Time – Mystery Games <i>*Possible time for filling out Learning Plans</i>		
Mystery Letter: Digraphs, Vowels or Blends		Tips: Encourage kids to talk about the answer and why it is correct.
Opening Group: Include Timeline Calendar, Weather Graph & Attention Focusing Activities, Rhyming Game II <i>*Possible time for filling out Learning Plans</i>		
Shared SW	<p>I wonder why people have feet and horses have hooves? How do you find Spider man? Search the web.</p> <p>I wonder why cowboys wore boots. How does the ocean say hello? It waves.</p> <p>What does Tinker Bell sit on? Her fairy tail</p>	<p>Focus Points: Have kids write the question and turn and talk about the answer. Buddy Check: Can you add sounds?</p>
Share the News	<p>--What are the rules for CVC Concentration?</p> <p>--Another child has been on the computer a long time and you want a turn. What can you do?</p> <p>--When I make a mistake, I _____.</p> <p>--How do you know when you are done with your book in the Creative Writing Center?</p> <p>--Compliments: What I like to do with you at free choice.</p>	<p>Tips: At various times during the week, you want children to discuss their learning goals and how they are doing with it: Share the News, before centers, after centers, etc.</p>
Fundations	<ol style="list-style-type: none"> 1. Drill Sounds/ Warm-Up 2. Introduce New Concept 3. Sky Write/ Letter Formation 4. Word Play 5. Student Notebook 6. Echo/ Letter Formation 	<ol style="list-style-type: none"> 7. Alphabetical Order 8. Echo/ Find Letters 9. Make It Fun 10. Storytime <p>Trick Words: form Storytime: See Manual pg. 376</p>

Literacy Block – Story: Ghost Town at Sundown

Story Lab & Scaffolded Writing	Monday	Tuesday	Wednesday	Thursday	Friday
	Read Ch 7-8 Predictions	Ch Summaries	Read 9-10 Story Grammar	Ch Summaries	Storyboards
<p>Centers: Learning Plans should be completed for the center they will visit.</p> <p>Buddy Reading² - Teacher meets with 4 groups per day Monday-Thursday.</p> <p>FRIDAY: Learning Conferences – meet with each child to review week and set new goal.</p>					
 Listening	 Dramatization	 Publishing & Penmanship	 Creative Writing		
Listen to Story Character Empathy	Dramatize Don't forget to signal group to write --- 5 min before center is over	Book Cover Ghost Town at Sundown Practice: G, T, S	Create a Story New characters in Ghost Town: put out 3 role cards from previous stories		
 Comp & Vocab	 Sounds & Letters	 Decoding	 Fluency		
Story Time Line Mix Up	How Many Sounds? Board Game	Decoding Game II New set of words available on etools	CVC Concentration		
Literacy Skill Bldg	Teacher		Assistant Teacher		Independent
	Mon	Kids still working on Memory Strategies Memory Bank Deposit	Kids not working on Memory Strategies Relay Games		
	Tues	Kids Below Benchmark Writing Thicker Add More Sounds	Kids at or above Benchmarks Writing Thicker Add sounds or words		
	Wed	Kids Below Benchmarks Write Along Intensive	Kids at or above Benchmarks Decoding Detectives		
	Thur	Kids Still working on Reading Strategies: Decoding Detectives	Kids Reading at or above level Relay Games		
	Fri	Kids at or above Benchmarks Writing Thicker	Kids needing practice: Relay Games: word patterns, sight words, or decoding game cards		

After Lunch Block	Jack and Annie's Secret Message/Editor's Eyes		On Memory Bank	NOTE
	I am so happy! The mustangs can run and play in the sunlight and we know the answer.		run, make, have, blue, play	Review words on word bank before starting. Continue to point out patterns in words. Emphasize new patterns.
	dusty can now play wif meny horses dere?		Editor's Eyes Chart: With, how, many, there, are	
	We got it right and came home. Now we have two clues.		make, have, blue, play, for	
	Howa meny more clues r theer for Jack and Annie.		Editor's Eyes Chart: With, how, many	
	Annie and I like to read <i>Days of the Wild West</i> . Thanks Slim, reading is fun.		Make, play, for, under, green	
	Reminders: Patterns: ight, ow, er, ame, ead, ay, ing			
	Graphics Practice:			
	Mon	Guess What I am Writing: S, s		Tips: Private Speech is the key. We really want kids to pay close attention to what they are saying and doing.
	Tues	Guess What I am Writing: I, E, F		
Wed	Guess What I am Writing: H, L, T			
Thurs	Guess What I am Writing: i, l, t			
Fri	Guess What I am Writing: U, u, Q			
Math:	See Math Pacing Guide			
 Counting Games		 Fluency	 Penmanship	 Geometry, Measurement, Data
Tallying friends: DO you like pizza or mac & cheese better?		I Have, Who Has any skip counting	Make your own number line or number grid #s 1-20.	Venger Collage
 Blocks		 Number Line	 Puzzles	 Operations & Algebraic Thinking
Block construction –Build a Ghost Town		Number Line Counting by 2's	Puzzles, tangrams, etc	Two card Mystery Numeral
Science & Social Studies Story Lab and Write About				
Story				
Use Background ppts & additional nonfiction about Wild West. Use Vocabulary, What was Interesting or Connections Story Lab Mediator				
Large Group Literacy: Paired Buddy Reading				
Paired Buddy Reading: Each child should read with another child at a similar level. Ideas for tubs: Leveled Readers, Jack & Annie Message Binders, can continue to read own writing on Fridays.				
Closing Group				
Freeze Game, Pattern Movement, Name Games, Listen and Remember, Forbidden Words, Share the News: What blocks did you use to make your Ghost Town? <i>*Possible time for filling out tomorrow's Learning Plans.</i>				

