

















Free Time – Mystery Games <i>*Possible time for filling out Learning Plans</i>		
Mystery Word Digraphs, Mystery How Many Sounds or Mystery Word Patterns		Tips: Encourage kids to talk about the answer and why it is correct.
Opening Group: Include Timeline Calendar, Weather Graph & Attention Focusing Activities, Rhyming Game II <i>*Possible time for filling out Learning Plans</i>		
Shared SW	I wonder how people traveled to the wild west. What did the snowman do when he got mad? He had a meltdown. I wonder how harmonicas make music. What kind of cookies do trolls eat? Goat-meal What do frogs eat with their burgers? French -flies	Focus Points: Have kids write the question and turn and talk about the answer. Buddy Check: Can you add sounds?
Share the News	What are the rules for What I Know, Think, Wonder in the Creative Writing center? What does learning something new feel like? What does Math Magic help you learn? Compliment: Something I like to do with you is _____. You want to be first and so does someone else. What do you do?	Tips: At various times during the week, you want children to discuss their learning goals and how they are doing with it: Share the News, before centers, after centers, etc.
Fundations	<ol style="list-style-type: none"> 1. Drill Sounds/ Warm-Up 2. Introduce New Concept 3. Sky Write/ Letter Formation 4. Word Play 5. Student Notebook 6. Echo/ Letter Formation 	<ol style="list-style-type: none"> 7. Alphabetical Order 8. Echo/ Find Letters 9. Make It Fun 10. Storytime <p>Trick Words: or, for Storytime: See directions Manual pg. 356</p>

Literacy Block – Story: Ghost Town at Sundown

Story Lab & Scaffolded Writing	Monday	Tuesday	Wednesday	Thursday	Friday
	Background Bldg Read & Write	Background Bldg Read & Write	Background Bldg Read & Write	Background Bldg Read & Write	Background Bldg Read & Write
<p>Centers: Learning Plans should be completed for the center they will visit.</p> <p>Buddy Reading² - Teacher meets with 4 groups per day Monday–Thursday.</p> <p>FRIDAY: Learning Conferences – meet with each child to review week and set new goal.</p>					
 Listening	 Dramatization	 Publishing & Penmanship	 Creative Writing		
Listen to Story Story Lab: Connections	Prop Making Don't forget to signal group to write --- 5 min before center is over	Jokes and Riddles Rememebr to identify letters to practice	What I Know, Think, Wonder Use 2-4 nonfiction pics or Role cards from story		
 Comp & Vocab	 Sounds & Letters	 Decoding	 Fluency		
Who Am I?	How Many Sounds? Board Game	Peanut Mix Choose 2-3 simple J & A Messages for each pair	IHWH Sight Words I Can be played in group of 4-6 to encourage peer Scaffolding		
Literacy Skill Bldg	Teacher		Assistant Teacher		Independent
	Mon	Kids still working on Memory Strategies Memory Bank Deposit	Kids not working on Memory Strategies Relay Games		
	Tues	Kids Below Benchmark Writing Thicker Add More Sounds	Kids at or above Benchmarks Decoding Detectives		
	Wed	Kids at or above Benchmarks Writing Thicker–Words	Kids needing practice: Relay Games: word patterns, sight words, or decoding game cards		
	Thur	Kids still working on Reading Strategies: Decoding Detectives	Kids reading at or above level Relay Games		
	Fri	Teach Story Time Line Mix Up and Learning Record			

After Lunch Block	Jack and Annie's Secret Message/Editor's Eyes		On Memory Bank	NOTE
	Wild horses run and eat hay. Cowboys tame and ride on them. What kind of teeth do horses have?		Want, soon, where, three, run	Review word bank before beginning. Review patterns as needed. Continue to point out patterns in words. Emphasize new patterns.
	i wnt to riid a fast horse		Editor's Eyes Chart: Ride, want, to, my, are	
	Jack's molar tooth is loose. Where are your molar teeth and what do you chew with them?		Want, soon, where, three, run	
	mi teeth r tiny and i wnt to chew seeds?		Editor's Eyes Chart: Ride, want, to my	
	Jack had a dream about a horse with paws. Do horses have paws? How would that look?		Soon, where, three, run, five	
	Reminders: Patterns: ow, ay, ar, ee, oo, ack			
	Graphics Practice:			
	Mon	Crenellations in a Castle	Tips: Remember to emphasize the private speech. Continue to change the tempo of the music. When music is fast, draw fast. When music is slow, draw slowly. Stop when the music stops.	
	Tues	Serpentine		
Wed	Crenellations on the Hills			
Thurs	Motorcycle Race			
Fri	Crenellations and Dots			
Math:	See Math Pacing Guide			
 Counting Games		 Fluency	 Penmanship	 Geometry, Measurement, Data
Market Farm with Triangle		I Have, Who Has skip counting 2s,3s,5s,10s	Write Numbers	Find Peanut
 Blocks		 Number Line	 Puzzles	 Operations & Algebraic Thinking
Block construction -Open		Number Line Counting by 1's between 40-60	Puzzles, tangrams, etc	Math Magic with Triangle 19-20
Social Studies Story Lab and Write About				
Story				
Use Background ppts & additional nonfiction about Wild West. Discuss Campground songs, and musical instruments. Use Vocabulary, What was Interesting or Connections Story Lab Mediator				
Large Group Literacy: Paired Buddy Reading				
Paired Buddy Reading: Each child should read with another child at a similar level. Ideas for tubs: Leveled Readers, Jack & Annie Message Binders, can continue to read own writing on Fridays.				
Closing Group				
Freeze Game, Pattern Movement, Name Games, Listen and Remember, Forbidden Words, Share the News: What did you learn about the wild west? <i>*Possible time for filling out tomorrow's Learning Plans.</i>				

