

















Free Time – Mystery Games <i>*Possible Time for filling out Learning Plans</i>		
Mystery Word Digraphs, Mystery How Many Sounds or Mystery Word Patterns		Tips: Choose a game based on the needs of your group.
Opening Group: Include Timeline Calendar, Weather Graph & Attention Focusing Activities, Rhyming Game II <i>*Possible Time for filling out Learning Plans</i>		
Shared SW	<p>Why did the man run around his bed? To catch up on his sleep What has a head and a tail but no body? A coin</p> <p>What is the hottest letter in the alphabet? B; it makes oil boil. What has four wheels and flies? A garbage truck</p> <p>Why are elephants so wrinkly? Have you ever tried to iron one?</p>	<p>Focus Points: Have kids write the question and turn and talk about the answer. Buddy Check: Can you add sounds?</p>
Share the News	<p>How do you know what centers to go to today? How can you help someone who doesn't know? What is the first thing you do when you get home from school? What are the rules for Base Camp? Compliment: Notice something nice. What does paying attention look like at Story Lab?</p>	<p>Tips: Make sure that children are partnering with someone new each day to support community building!</p>
Fundations	<ol style="list-style-type: none"> 1. Drill Sounds/ Warm-Up 2. Introduce New Concept 3. Sky Write/ Letter Formation 4. Word Play 5. Student Notebook 6. Echo/ Letter Formation 	<ol style="list-style-type: none"> 7. Alphabetical Order 8. Echo/ Find Letters 9. Make It Fun 10. Storytime <p>DIGRAPHS: wh, ch, sh, th,ck Storytime: See pg. 311 for directions</p>

Literacy Block – Story: Midnight on the Moon

Story Lab & Scaffolded Writing	Monday	Tuesday	Wednesday	Thursday	Friday
	Read Ch 1-3 Visualization	Chapter Summary	Read Ch 4-5 Inference	Chapter Summary	Read & Write About Ch 6 - Character Empathy
<p>Centers: Learning Plans should be completed for the center they will visit.</p> <p>Buddy Reading² - Teacher meets with 4 groups per day Monday-Thursday.</p> <p>FRIDAY: Learning Conferences - meet with each child to review week and set new goal.</p>					
 Listening	 Dramatization	 Publishing & Penmanship	 Creative Writing		
Listen to Story Story Lab: Story Grammar	Dramatize Don't forget to signal group to write --- 5 min before center is over	Writing a joke/riddle from Write Along in joke book	Create a Story Use Look and Remember card for prompt		
 Comp & Vocab	 Sounds & Letters	 Decoding	 Fluency		
Exploring Collections 2 words	Elkonin II	Silly Sentences Limit the word card choices.	Base Camp Children play in pairs		
Literacy Skill Bldg	Teacher		Assistant Teacher		Independent
	Mon	Kids at L-IS Memory Bank Deposit Game Memory Strategies	Kids at IS, ES, MS Memory Bank Deposit		Kids at AP or higher IHWL Sight Words or Patterns
	Tues	Kids at IS, ES, MS Writing Thicker Add More Sounds	Kids AP or Higher Secret Decoder Game		Kids at L-IS IHWL Letters or Sounds
	Wed	Kids at AP or Higher Writing Thicker Add More Words	Kids at L, IS, ES, MS Relay Games		
	Thur	Kids at L-IS Writing Thicker Write Along Intensive	Kids at IS, ES, MS Decoding Detectives with Teacher Support		Kids at AP or higher Decoding Detectives Messages from 2 stories
	Fri	I Have Who Has Word Patterns Will be in centers next week. Review Learning Record			

Week 24

After Lunch Block	Jack and Annie's Secret Message		On Memory Bank	Reminder
	When we get to the moon will we see the Earth?		When, get, got, do, his	Have children turn and talk about the answer to Jack and Annie's questions.
	Jack picked up the moon book and put it in his backpack.		when, get, got, do, his, your	
	Do you know why footprints stay on the moon forever?		Got, do, his, your, too	
	Jack saw the giant man in the spacesuit too. Who is he?		Got, his, your, too, dad, for	
	We must jump over that chunk of rock that crashed in front of us.		His, your, too, dad, mom	
	Reminders: Patterns: oo, ill, ee, ack, ick, ow, ump, er, unk, ash Use Reading Strategies to decode. Use Secret Decoder to highlight patterns in words. Talk through changing words on Memory Bank. If a review word is hard, put it back on the bank.			
	Graphics Practice:			
	Mon	Crenellations with Dots	Tips: Remember to emphasize the private speech. Continue to change the tempo of the music. When music is fast, draw fast. When music is slow, draw slowly. Stop when the music stops.	
	Tues	Motorcycle Race		
Wed	Serpentine			
Thurs	Animals Coming Out of Their Houses			
Fri	Crenellations with Dots			
Math:	See Math Pacing Guide			
 Counting Games		 Fluency	 Penmanship	 Geometry, Measurement, Data
What's My Number? Place Value Game		I Have, Who Has Count by 5's	Write My Number Game	Stackers II
 Blocks		 Number Line	 Puzzles	 Operations & Algebraic Thinking
Block construction incorporate 3D Shapes		Number Line Counting by 5's	Puzzles, tangrams, etc	Math Magic with Tens Triangle 11-12
Social Studies Story Lab and Write About				
Story				
Choose additional nonfiction about Ice Age. Use Vocabulary, What was Interesting or Connections Story Lab Mediator				
Large Group Literacy: Buddy Reading				
Paired Buddy Reading: Each child should read with another child at a similar level. Ideas for tubs: Leveled Readers, Jack and Annie Message Binders. Can continue to read own writing on Fridays.				
Closing Group				
Freeze Game, Pattern Movement, Name Games, Listen and Remember, Forbidden Words, Share the News: Will Jack and Annie get back to the moon base? <i>*Possible time for filling out tomorrow's Learning Plans.</i>				

