

















Free Time – Mystery Games <i>*Possible Time for filling out Learning Plans</i>		
Mystery Word Digraphs, Mystery How Many Sounds or Mystery Word Patterns		Tips: Choose a game based on the needs of your group.
Opening Group: Include Timeline Calendar, Weather Graph & Attention Focusing Activities, Rhyming Game II <i>*Possible Time for filling out Learning Plans</i>		
Shared SW	Where do hamburgers go to dance? The meatball What goes up but never goes down? Your age What do dentists call their x-rays? Tooth-pics Why did the kid eat his homework? The teacher said it was a piece of cake. What part of a fish weighs the most? The scales.	Focus Points: Have kids write the question and turn and talk about the answer. Buddy Check: Can you add sounds?
Share the News	What do you like about MTH books? What is new in centers this week? Making mistakes is part of learning. What are some mistakes you make. Compliment: In the classroom, I like to with you. What is your favorite free choice activity? Why?	Tips: Make sure you are summarizing what you want the kids to remember. You and Assistant may want to model Tuesday & Friday.
Fundations	<div><div><div>1. Drill Sounds/ Warm-Up</div><div>2. Introduce New Concept</div><div>3. Sky Write/ Letter Formation</div><div>4. Word Play</div><div>5. Student Notebook</div><div>6. Echo/ Letter Formation</div></div><div><div>7. Alphabetical Order</div><div>8. Echo/ Find Letters</div><div>9. Make It Fun</div><div>10. Storytime</div></div></div>	Optional Unit Test-Administer to students in need only.

Literacy Block – Story: Midnight on the Moon

Story Lab & Scaffolded Writing	Monday		Tuesday		Wednesday		Thurs day		Friday		
	Nonfiction Background Bldg Power Points		Nonfiction Background Bldg Power Points		Nonfiction Background Bldg Power Points		Nonfiction Background Bldg Power Points		Nonfiction Background Bldg Power Points		
	Fact Writing		Fact Writing		Fact Writing		Fact Writing		Fact Writing		
<p>Centers: Learning Plans should be completed for the center they will visit.</p> <p>Buddy Reading² - Teacher meets with 4 groups per day Monday-Thursday.</p> <p>FRIDAY: Learning Conferences – meet with each child to review week and set new goal.</p>											
 Listening			 Dramatization			 Publishing & Penmanship			 Creative Writing		
Listen to Story Story Lab: Connections: Character Empathy			Prop Making or Dramatize Life & Times Signal group to write --- 5 min before center is over			Writing a joke/riddle from Write Along in joke book.			Know, Think, Wonder. About the moon or space to tie with background.		
 Comp & Vocab			 Sounds & Letters			 Decoding			 Fluency		
Exploring Collections 2 words			Elkonin II Select Cards based on levels in class			Decoding Game I Make sure there are two sets – one for each pair.			Base Camp Children play in pairs		
Literacy Skill Bldg			Teacher			Assistant Teacher			Independent		
	Mon	Kids at L-IS Memory Bank Deposit Game Memory Strategies			Any Kids with words on Memory Bank Memory Bank Deposit			Kids at AP or higher IHWH Sight Words or Patterns			
	Tues	Kids at IS, ES, MS Writing Thicker Add More Sounds			Kids AP or Higher Secret Decoder Game			Kids at L-IS IHWH Letters or Sounds			
	Wed	Kids at AP or Higher Writing Thicker Add More Words			Kids at L, IS, ES, MS Relay Games						
	Thur	Kids at L-IS Writing Thicker Write Along Intensive			Kids at IS, ES, MS Decoding Detectives with Teacher Support			Kids at AP or higher Decoding Detectives Messages from 2 stories			
	Fri	Silly Sentences Center Activity. Manual page 290 Practice Game and Learning Record It will be in centers next week.									

After Lunch Block	Jack and Annie's Secret Message		On Memory Bank	Reminder			
	Peanut said if the moon is made of cheese, then he wants to eat it!		my, eat, water, then said	Have children turn and talk about the answer to Jack and Annie's question.			
	Is there water on the moon? Will there be water on the moon?		my, eat, water, then, said				
	How do astronauts eat their food if it is floating?		eat, water, then, said, when				
	Annie said when she grows up, she wants to be an astronaut so she can jump and bounce.		eat, water, then, said, when				
	Jack said he looked in the sky and it was gone. Where did it go?		Eat, water, then, wen, get				
	Reminders: Patterns: ee, oo, ill, er, oat, ow, ump Use Reading Strategies to decode. Use Secret Decoder to highlight patterns in words. Talk through changing words on Memory Bank. If a review word is hard, put it back on the bank.						
	Graphics Practice:						
	Mon	Crenellations in a Castle	Tips: Remember to emphasize the private speech. Continue to change the tempo of the music. When music is fast, draw fast. When music is slow, draw slowly. Stop when the music stops.				
	Tues	Crenellations on the Hills					
Wed	Serpentine						
Thurs	Birds Footprints in the Snow						
Fri	Crenellations on the Hills						
Math:	See Math Pacing Guide						
	Counting Games		Fluency		Penmanship		Geometry, Measurement, Data
What's My Number? Place Value Game		I Have, Who Has Count by 2's		Write My Number Game		Stackers II	
	Blocks		Number Line		Puzzles		Operations & Algebraic Thinking
Block construction incorporate 3D Shapes		Number Line Counting by 2's		Puzzles, tangrams, etc		Math Magic any 1-10	
Social Studies Story Lab and Write About							
Story							
Choose additional nonfiction about Ice Age. Use Vocabulary, What was Interesting or Connections Story Lab Mediator							
Large Group Literacy: Buddy Reading							
Paired Buddy Reading: Each child should read with another child at a similar level. Ideas for tubs: Leveled Readers, Jack and Annie Message Binders. Can continue to read own writing on Fridays.							
Closing Group							
Freeze Game, Pattern Movement, Name Games, Listen and Remember, Forbidden Words, Share the News: What did you learn about the moon? <i>*Possible time for filling out tomorrow's Learning Plans.</i>							