

















Free Time – Mystery Question <i>*Possible Time for filling out Learning Plans</i>		
Mystery Word Digraphs, Mystery How Many Sounds or Mystery Word Patterns		Tips: Choose a game based on the needs of your group.
Opening Group: Include Timeline Calendar, Weather Graph & Attention Focusing Activities, Rhyming Game II <i>*Possible Time for filling out Learning Plans</i>		
Shared SW	<p>What do you call a pig that does karate? A pork chop Where do crayons go on vacation? The wax museum</p> <p>What did one potato chip say to the other? Let's go for a dip. How do you catch a squirrel? Act like a nut.</p> <p>Why did the teacher wear sunglasses? Because her class was so bright.</p>	<p>Focus Points: Have kids write the question and turn and talk about the answer. Buddy Check: Can you add sounds?</p>
Share the News	<p>What are the rules for Calling Base Camp & what do you write? Learning some things is hard. Something hard for me is_____.</p> <p>What are the rules for Exploring Collections? What do you write?</p> <p>There are two cookies left but three of you. What do you do?</p> <p>Compliments: I like it when you_____.</p>	<p>Tips: Make sure you are summarizing what you want the kids to remember. You and Assistant may want to model Tuesday & Friday.</p>
Fundations	<ol style="list-style-type: none"> 1. Drill Sounds/ Warm-Up 2. Introduce New Concept 3. Sky Write/ Letter Formation 4. Word Play 5. Student Notebook 6. Echo/ Letter Formation 	<ol style="list-style-type: none"> 7. Alphabetical Order 8. Echo/ Find Letters 9. Make It Fun 10. Storytime <p>Trick Words: was Storytime: Use the storybook selected in previous week. See directions in the Manual pg. 295</p>

Literacy Block – Story: Sunset of the Saber Tooth

Story Lab & Scaffolded Writing	Monday		Tuesday		Wednesday		Thursday		Friday			
	Read Ch 7~8 Inferences or Empathy		Ch Summaries for 7~8		Read ch 9~10 Visualization		Ch Summaries for ch 9~10		Story Grammar Discussion with Storyboard			
	Centers: Learning Plans should be completed for the center they will visit. Teacher should meet with 4 small groups each day for Buddy Reading² .											
Centers: Learning Plans should be completed for the center they will visit. Teacher should meet with 4 small groups each day for Buddy Reading² .												
 Listening			 Dramatization			 Publishing & Penmanship			 Creative Writing			
Listen to Story Story Lab: Connections: Text/Text or Text/Me			Dramatize Don't forget to signal group to write --- 5 min before center is over			Writing a joke/riddle from Write Along in joke book.			Create a Story with Role card choices. Can be from previous books.			
 Comp & Vocab			 Sounds & Letters			 Decoding			 Fluency			
Exploring Collections 2 words			Make a Word Patterns to choose from: ake, ide, ank, ead			Decoding Game 1 Make sure there are two sets – one for each pair.			Base Camp Children play in pairs			
Literacy Skill Bldg	Teacher				Assistant Teacher				Independent			
	Mon	Kids at L-IS Memory Bank Deposit Game Memory Strategies				Kids at IS, ES, MS Memory Bank Deposit				Kids at AP or higher IHWH Sight Words or Patterns		
	Tues	Kids at IS, ES, MS Writing Thicker Add More Sounds				Kids AP or Higher Secret Decoder Game				Kids at L-IS IHWH Letters or Sounds		
	Wed	Kids at AP or Higher Writing Thicker Add More Words				Kids at L, IS, ES, MS Relay Games						
	Thur	Intro For <i>Know, Think, Wonder</i> Center Activity Group discussion, Turn and Talk about what to write & practice writing.										
	Fri	Review Elkonin II & practice the Learning Record. It will be in centers next week.										

Week 22

After Lunch Block	Jack and Annie's Secret Message		On Memory Bank	Review
	We are trapped in this deep hole. Help us! Where is the saber tooth? Who will help us?		saw, little, long , one, just	<i>This week in Sounds and Letters, we suggested patterns that will show up in these messages.</i>
	We ride a Wooly Mammoth. Does she know where to take us?		Saw, little, long, one, just	
	Jack said just one saber tooth can kill any creature. How will we get back to the tree house?		Little, long, just, one, so	
	My brother Jack was so brave. He just blew the long flute until the saber tooth left. Thank you, Jack!		Long, just, one, so, my	
	Moonstone, mango, mammoth bone, oh my! What will the fourth M thing be? Read more to find out!		Long, just, one, so, my	
	Reminders: Patterns: ee, oo, ake, ide, ank, ead Use Reading Strategies to decode. Use Secret Decoder to highlight patterns in words. Talk through changing words on Memory Bank. If a review word is hard, put it back on the bank.			
	Graphics Practice:			
	Mon	Center Line	Tips: Remember to emphasize the private speech. Continue to change the tempo of the music.	
	Tues	Serpentine		
Wed	Motorcycle Race			
Thurs	Animals coming out of their house			
Fri	Bird Footprints in the snow			
Math:	See Math Pacing Guide			
 Counting Games		 Fluency	 Penmanship	 Geometry, Measurement, Data
What's My Number? Place Value Game		I Have, Who Has Count by 1's	Write My Number Game	Stackers II
 Blocks		 Number Line	 Puzzles	 Operations & Algebraic Thinking
Block construction		Number Line Counting by 1's	Puzzles, tangrams, etc	Math Magic Number 10
Science & Social Studies Story Lab and Write About				
Story				
Choose additional nonfiction about Ice Age. Use Vocabulary, What was Interesting or Connections Story Lab Mediator				
Large Group Literacy: Buddy Reading				
On Wednesday & Friday Read Own Writing: Children read their chapter summaries. Ideas for tubs: Leveled Readers, Copies of Background Power Points, Other Related Nonfiction, Jack and Annie Message Binders - <i>What was your favorite part?</i> OR <i>Connections Cards</i> .				
Closing Group				
Freeze Game, Pattern Movement, Name Games, Listen and Remember, Forbidden Words Share the News: What is your favorite math center? Why? <i>*Possible time for filling out tomorrow's Learning Plans.</i>				