







Free Time – Mystery Question <i>*Possible Time for filling out Learning Plans</i>		
ADD Mystery Word Digraphs Other Choices: Mystery How Many Sounds or Mystery Word Patterns		Tips: Choose a game based on the needs of your group.
Opening Group: Include Timeline Calendar, Weather Graph with tens triangle & Attention Focusing Activities, Rhyming Game II <i>*Possible Time for filling out Learning Plans</i>		
Shared SW	<p>Why was the piano on the porch? Because it lost its keys. What do you call a grizzle bear with no teeth? A gummy bear Why did the lion spit out the clown? It tasted funny</p> <p>What room has no floor, windows or doors? A Mushroom</p> <p>What do you call a computer superhero? A screen saver</p>	<p>Focus Points: Have kids write the question and turn and talk about the answer.</p> <p>Buddy Check: Can you add sounds?</p>
Share the News	<p>What are the rules in centers?</p> <p>What does learning something new feel like?</p> <p>You want to play with your best friend but s/he is playing with someone else. What can you do?</p> <p>What can you do today to meet your learning goal?</p> <p>What center is the hardest for you? Why?</p>	<p>Tips: Make sure kids are talking to different buddies. Make sure you are summarizing what you want the kids to remember.</p>









Tools of the Mind Kindergarten Pacing Guide

Week 21

Fundations	1. Drill Sounds/ Warm-Up 2. Introduce New Concept 3. Sky Write/ Letter Formation 4. Word Play 5. Student Notebook 6. Echo/ Letter Formation		7. Alphabetical Order 8. Echo/ Find Letters 9. Make It Fun 10. Storytime		Trick Words: as, has Storytime: Select a picture book. See Manual pg. 285
	Literacy Block – Story: Sunset of the Saber Tooth				
Story Lab & Scaffolded Writing	Monday	Tuesday	Wednesday	Thursday	Friday
	Read Ch 1–3 Visualization	Ch Summar y for 1–3	Read Ch 4–5 Inferences	Ch Summ aries 4–5	Read & Write ch 6 Charac ter Empat hy
	TIP: Don’t forget to continue group dramatization. Can be done on reading days after reading or as the beginning activity or writing days to review.				
Centers: Learning Plans should be completed for the center they will visit. Teacher should meet with 4 small groups each day for Buddy Reading ² .					
 Listening		 Dramatization		 Publishing & Penmanship	
Listen to Story Story Lab: Connections : Text/Text or Text/Me		Dramatize Don't forget to signal group to write --- 5 min before center is over		Practice writing the joke from Write Along in joke book.	
 Comp & Vocab		 Sounds & Letters		 Decoding	
Who Am I? Set 1		Make a Word Patterns to choose from: ee, ice, oo, ow, ing		Decoding Game 1 Make sure there are two sets – one for each pair.	
				IHWH Sounds This can be played in pairs or as a group of 4–6	

Tools of the Mind Kindergarten Pacing Guide
Week 21

Literacy Skill Bldg	Teacher		Assistant Teacher	Independent
	Mo n	Kids at AP and above Writing Thicker – Add more words	Kids at IS, ES, MS Memory Bank Deposit	Kids at L... IS IHWH Sounds or Letters
	Tu es	Kids at L... IS Writing Thicker Write Along Intensive	Kids IS, ES, MS Secret Decoder Game with Teacher Support	Kids at AP or higher IHWH Sight Words or Patterns
	We d	Kids at IS, ES, MS Writing Thicker Add More Sounds	Intro Base Camp L_IS, & AP and Higher Important to partner highs and lows for peer scaffolding. Work in groups of 4.	
	Th ur	Kids at L-IS Memory Bank Deposit Game Teaching Memory Strategies	Intro Base Camp IS, ES, MS	Kids at AP or higher Secret Message Decoder
	Fri	Intro Exploring Collections – Can be done in 2 groups – one with teacher, one with assistant. Don't forget to practice the Learning Record.		

After Lunch Block	Jack and Annie's Secret Message		On Memory Bank	Review
	The book is open to rocks and snow. Are we going to a snowy place?		Out, when, going , went , dog	This week in Sounds and Letters, we suggested patterns that will show up in these messages.
	We went in a cave and we see bones! Are they dog bones? We ran out.		Out, going, went, dog	
	We are freezing! Annie thinks the glowing cave looks cozy and warm.		Out, going, went, dog, saw	
	We saw cave bears, reindeer, and wooly mammoths on the cave walls. How did they get there?		Out, going, went, saw, little	Review word: out
	We saw little mice tracks out in the snow. Oh no! Peanut where are you?		Going, went, saw, little when	
	Reminders: Patterns: ee, ice, oo, ow, ing Use Reading Strategies to decode. Use Secret Decoder to highlight patterns in words. Talk through changing words on Memory Bank. If a review word is hard, put it back on the bank.			
	Graphics Practice: Tracks and Paths			
	Mon	Center Line	Tips: Remember to emphasize the private speech. Continue to change the tempo of the music.	
	Tues	Serpentine		
Wed	Motorcycle Race			
Thurs	Animals coming out of their house			
Fri	Bird Footprints in the snow			
Math:	See Math Pacing Guide			
 Counting Games		 Fluency	 Penmanship	 Geometry, Measurement, Data
What's My Number? Place Value Game		I Have, Who Has Count by 10's	Write My Number Game	Stackers II
 Blocks		 Number Line	 Puzzles	 Operations & Algebraic Thinking
Block construction		Number Line Hopscotch 12-22	Puzzles, tangrams, etc	Math Magic Numbers 8-9
Social Studies Story Lab and Write About				
Story				
Choose additional nonfiction about Ice Age. Use Vocabulary, What was Interesting or Connections Story Lab Mediator :				
Large Group Literacy: Buddy Reading				
On Wednesday & Friday Read Own Writing: Children read their chapter summaries. Ideas for tubs: Leveled Readers, Copies of Background Power Points, Other Related Nonfiction, Jack and Annie Message Binders -What was your favorite part? OR Connections Cards.				
Closing Group				
Freeze Game, Pattern Movement, Name Games, Listen and Remember, Forbidden Words Share the News: What is your learning goal for next week? *Possible time for filling out tomorrow's Learning Plans.				