









<b>Free Time – Mystery Question</b> <i>*Possible Time for filling out Learning Plans</i>					
Mystery How Many Sounds or Mystery Word Patterns				<b>Tips:</b> Choose a game based on the needs of your group.	
<b>Opening Group:</b> Include Timeline Calendar, Weather Graph & Attention Focusing Activities, Rhyming Game II <i>*Possible Time for filling out Learning Plans</i>					
Shared SW	What kind of nuts can you hang pictures on? Wall-nuts What kind of fish goes best with peanut butter? Jelly-fish What has two legs but can't walk? A pair of pants What has teeth but can't eat? A comb How does a mouse feel after a bath? Squeaky Clean			<b>Focus Points:</b> Have kids write the question and turn and talk about the answer. <b>Buddy Check:</b> Can you add more sounds?	
	How do you know which center to go to today? How do you remember what to do in the center? What are the center rules? What do you do in centers if you can't remember how to play the game? What was your favorite center this week? Why?			<b>Tips:</b> Make sure kids are talking to different buddies. Make sure you are summarizing what you want the kids to remember.	
Fundations	1. Drill Sounds/ Warm-Up 2. Introduce New Concept 3. Sky Write/ Letter Formation 4. Word Play 5. Student Notebook 6. Echo/ Letter Formation		7. Alphabetical Order 8. Echo/ Find Letters 9. Make It Fun 10. Storytime		<b>Storytime:</b> “Baby Echo Finds Echo At Last III”
<b>Literacy Block – Story: Afternoon on the Amazon</b>					
S	Monday	Tuesday	Wednesday	Thursday	Friday









# Tools of the Mind Kindergarten Pacing Guide

## Week 19

	Read Chpt 6-7 Character Empathy	SW: Write Chapter Summary for 6-7	Read Chpt 8-9 Inferences	SW: Write Chapter Summary for 8-9	Read Chpt 10 & Chapter Summary
<b>Centers:</b> Learning Plans should be completed for the center they will visit. Teacher should meet with <b>4 small groups each day</b> for <b>Buddy Reading<sup>2</sup></b> .					
 Listening	 Dramatization	 Publishing & Penmanship	 Creative Writing		
<b>Listen to Story Story Lab: Active Listening Favorite Part</b>	<b>Dramatize</b> Don't forget to signal group to write --- 5 min before center is over	<b>Practice Name Writing - Make Bookmarks</b> Remember to have kids practice first!	<b>Create a Story</b> Offer rainforest animal role cards or pictures of rainforest animals		
 Comp & Vocab	 Sounds & Letters	 Decoding	 Fluency		
<b>Who Am I?</b> Set 1	<b>Make a Word</b> Use familiar patterns: ing, ake, ain, ee, ice, est	<b>Decoding Game 1</b> Make sure there are two sets - one for each pair.	<b>IHWH Sounds</b> This can be played in pairs or as a group of 4-6		

**Tools of the Mind Kindergarten Pacing Guide**
**Week 19**

<b>Literacy Skill Bldg</b>	<b>Teacher</b>		<b>Assistant Teacher</b>	<b>Independent</b>
	<b>Monday</b>	Kids at L-IS Writing Thicker – Write Along Intensive	Kids at IS, ES, MS Relay Games – Familiar Word Patterns	Kids at AP or above Paired Buddy Reading
	<b>Tuesday</b>	Kids at IS, MS, ES Writing Thicker Add More Sounds	Kids with words in Individual Memory Banks Memory Bank Deposit Game	Kids at AP or higher Secret Message Decoders
	<b>Wednesday</b>	Kids at AP or higher Writing Thicker Add More Sounds	Kids at L, IS, ES, MS Relay Games Phonemic Awareness	Kids at ES-AP Paired Buddy Reading
	<b>Thursday</b>	Kids at L-IS Writing Thicker – Write Along Intensive	Kids at IS-MS Decoder Detectives with Teacher Support	Kids at AP or higher IHWH Sight Words
	<b>Friday</b>	Kids Memory Bank Deposit Game Teaching Memory Strategies	Kids at IS-AP Relay Games – Sight Words	

After Lunch Block	Jack and Annie's Secret Message		On Memory Bank	Review			
	A brown monkey is hanging by its tail. He is not mean, he is nice. Our boat is floating to him.		him, <b>these</b> , <b>every</b> , <b>this</b>				
	The swinging monkey pulled the jaguar's tail again and again!		Him, these, every, this, <b>she</b>				
	We follow Peanut again. She will take us to the canopy of the rainforest.		These, every, this, she will				
	The monkey gave us the thing we need. Now we see the book.		These, every, this, <b>go</b>				
	Sorry Peanut, mom will not let us keep a mouse in the house!		Every, this, go, <b>what</b>				
	Reminders: <b>Patterns: ail, ain, ake, ee, est, ice, ing, oat, oo, ow</b> Use Reading Strategies to decode. Use Secret Decoder to highlight patterns in words. Talk through changing words on Memory Bank. If a review word is hard, put it back on the bank.						
	Graphics Practice: Tracks and Paths						
	Mon	Tire or Ski Tracks	<b>Tips:</b> Remember to emphasize the private speech. Continue to change the tempo of the music.				
	Tues	Tire or Ski Tracks					
Wed	Center Line						
Thurs	Center Line						
Fri	Review either above						
Math:	See Math Pacing Guide						
	Counting Games		Fluency		Penmanship		Geometry, Measurement, Data
Numerals Game with Tens Triangle		I Have, Who Has Numbers		Practice Learning and writing phone number		Stackers II	
	Blocks		Number Line		Puzzles		Operations & Algebraic Thinking
Block construction.		Number Line Hopscotch 15-25		Puzzles, tangrams, etc		Math Magic Numbers 1-5	
Science & Social Studies Story Lab and Write About							
Story							
Choose additional nonfiction about rainforests. Use Vocabulary, What was Interesting or Connections Story Lab Mediator							
Large Group Literacy: Buddy Reading							
On Wednesday & Friday Read Own Writing: Children read their chapter summaries. Ideas for tubs: Leveled Readers, Copies of Background Power Points, Other Related Nonfiction, Jack and Annie Message Binders -What was your favorite part? OR Connections Cards.							
Closing Group							
Freeze Game, Pattern Movement, Name Games, Listen and Remember, Forbidden Words, <b>Share the News:</b> What is your new learning goal for next week? <i>*Possible time for filling out tomorrow's Learning Plans.</i>							