









Free Time			
Mystery Question	Mystery Word – Beginning to Ending Mystery Shape Mystery Pattern (Alternate Literacy and Math)		<b>Tips:</b> You will have to focus children on which sounds they are matching...Good practice on ignoring distractors!
<b>Opening Group:</b> Include Timeline Calendar, Weather Graph & Attention Focusing Activities Sound By Sound Game or Syllable Clapping			
Shared SW	We cannot remember the animals that live in the canopy. The tree house is spinning. Where is it going? Is a catfish a cat or a fish? Can you guess where chocolate comes from? Do you know what camouflage means?		<b>Focus Points:</b> Keep all sound maps available. Remind kids to listen for word patterns & sight words. <b>Buddy Check:</b> Sight word check.
Share the News	--How do remember words on the Memory Bank? --How does a study buddy check_? --Any does not like bugs. How do you feel about bugs? --- Learning some things is easy. What is something easy for you? --What do you do in the new centers after you play the game?		<b>Tips:</b> What issues need to be discussed in your class? Make sure kids are talking to different buddies.
Foundations	1. Drill Sounds/ Warm-Up 2. Introduce New Concept 3. Sky Write/ Letter Formation 4. Word Play 5. Student Notebook 6. Echo/ Letter Formation	7. Alphabetical Order 8. Echo/ Find Letters 9. Make It Fun 10. Storytime	Make Words for Decoding Teach Trick Words Storytime: “ Baby Echo Finds Echo At Last II”
Literacy Block			
Story Lab	Story Afternoon on the Amazon	Comprehension Strategies Card	Group Dramatization
	Chapter 1 Chapter 2 Chapter 3 Chapter 4 Chapter 5	Visualization Story Comparison Visualization Character Empathy Inferences	Picture in Mind’s Eye Annie usually vs Annie in this book Picture in Mind’s Eye With Feeling: Face/Voice/Posture Perspective

# Tools of the Mind Kindergarten Pacing Guide

## Week 18

Scaffolded Writing	Many children should now be attempting to write more than one sentence. When scaffolding, encourage children to add another sentence, “What else do you remember?” For those not ready, “What other sounds do you hear?” Reminder: Beginning at week 19, children will write about two chapters every other day.			
	Centers: Transition to Learning Centers: Introduce Learning Plans and have children plan each day for the center they will visit			
	 Listening	 Dramatization	 Publishing & Penmanship	 Creative Writing
	Closed	Dramatize story just as they have been.	Practice Name Writing - Make Bookmarks	Closed
	Comp&Vocab 	Sounds & Letters 	Decoding 	 Fluency
Closed	Make a Word	Decoding Game 1	IHWH Letters	
Literacy Skill Bldg	Teacher Group		Assistant Group	
	This is a Benchmark Week: Word Building			
	Mon	Creative Writing Procedure	Listening Center Procedure & Learning Record	
	Tues	Creative Writing Procedure	Listening Center Procedure & Learning Record	
	Wed	Word Bldg Games: ight, er, oo, ing	Story Timeline Mix Up & Learning Record	
	Thurs	Word Bldg Games: ike, ir, oat, ain	Story Timeline Mix Up & Learning Record	
	Fri	Word Building: ank, ar, est, ead	Word Building: ank, ar, est, ead	

# Tools of the Mind Kindergarten Pacing Guide

Week 18

After Lunch Block	Jack and Annie’s Secret Message		On Memory Bank	Review
	Peanut is here. Where do you think we are going?		Have, where, away, big, <b>not</b>	
	Annie is afraid of bugs and spiders. Do you think it will be creepy in the rainforest?		Have, where, away, big, not	
	Yikes! We are not on the ground. We see leaves, flowers, bright butterflies and birds.		Where, away, big, not	
	We head to the bank of the river away from the marching ants.		Away, not, <b>our, him</b>	where
	Oops! We have a big problem with this log boat. Look! A brown monkey hanging by its tail. Will he jump on us?		Our, him, <b>not</b>	Big, have
	<b>Reminders:</b> <b>Patterns: ing, er, ee, ain, est, ight, ir, ike, ead, ank, ar, oo, oat</b> Use Reading Strategies to decode. Use Secret Decoder to highlight patterns in words. Talk through changing words on Memory Bank. If a review word is hard, put it back on the bank.			
	<b>Graphics Practice: Review</b>			
	Mon	C,c,G		
	Tues	D,r,2,6		
	Wed	P, R, S		
	Thurs	a,d,b		
Fri	b,p,q			
<b>Math:</b>				
Whole Group	See Math Pacing Guide			
Centers	Math Magic Tallying Numerals Game with 10’s Triangle Stackers IHWH Count by 10’s		<b>Options:</b> Puzzles IHWH Shapes Manipulatives Number Line Hopscotch Pattern Blocks Venger Drawing Numerals Game (1-20) Market Farm	
<b>Science &amp; Social Studies Story Lab and Write About</b>				
Story		Science Observation Station		
Choose additional nonfiction about rainforests. Use Vocabulary, What was Interesting or Connections Story Lab Card		Choices for this Theme: <b>What is a rainforest?</b> <b>What rainforest animal is this? A Form &amp; Function study</b>		
<b>Large Group Literacy: Buddy Reading</b>				
On Wednesday & Friday Read Own Writing: Children read their chapter summaries. Ideas for tubs: Leveled Readers, Copies of Background PowerPoints, Other Related Nonfiction, Old Jack and Annie Messages --- <i>Active Listening Story Lab Cards to use: What was your favorite part? OR Connections Cards.</i>				
<b>Closing Group</b>				
Freeze Game, Pattern Movement, Name Games, Listen and Remember, Forbidden Words Share the News: How can you explain to s new student how to fill out a learning plan?				