

**Name of Material:** Pre-K Play Theme materials for TR2 (includes materials for Grocery, Restaurant and Hospital themes)

**Assembly/printing instructions:**

*Theme Planner*-Print one copy per classroom to use as a guide for theme planning.

*Role prompts--* Print as many copies as you like and cut on the dotted lines; you may wish to laminate for durability.

*Action prompts*-- Print as many copies as you like and cut on the dotted lines; you may wish to laminate for durability.

*Center labels (theme specific)*—Copy, cut, and attach to the center sign in your classroom.

*Center labels for management wheel (theme specific)*—Copy, cut, and attach (using Velcro) to the Management Wheel)

**Activities this material is used in (Introduced at TR\_\_):**

## Make Believe Play (TR1)


## Make Believe Play Planning (TR1)

**Additional Information:**

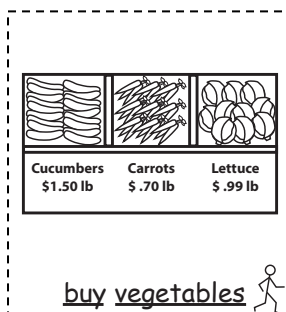
**Photo:**

[illegible]

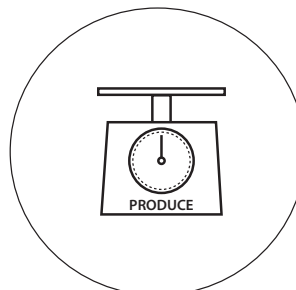
### Sample, Theme Planner



*Sample, role prompt card*



Sample, action prompt  
card (grocery)



Sample, Center label  
card (grocery)



*Sample, center label  
for wheel*



## Play Theme Planner

| <b>Play Theme: Restaurant</b>             |  |  |   |   |   |
|---|--|--|---|---|---|
| <b>Theme Building (Days 1-3)</b>          | <b>Introduction to Theme: (Books/Media/Virtual Field Trips)</b><br>Restaurant Power Point      Read books about Restaurants<br>Field Trip to Pizza Parlor      Going To A Restaurant, Let's Make Pizza<br>In school field trip to cafeteria      Froggy Eats Out, Pete's A Pizza |  |   | <b>Theme Building Child Activities (prop &amp; setting making, etc.)</b> Make car for Drive Thru. Paint "tablecloths, napkins." Make salt pepper, ketchup bottles. Write/draw menus. Make cash registers from boxes. Paint box for grill. Make Red Box and pretend DVD's. |   |
| <b>Centers</b>                            | <b>Roles and Role Props (Tags, dress-up)</b>   | <b>Scenario Framework What happens in the center</b>   | <b>Action Props &amp; Role Supports</b>   | <b>Story Problems – Emotional Terrain/Landscape</b>   | <b>Literacy &amp; Math Elements</b>   |
| <b>Dramatic Play/ Sit Down Restaurant</b> | Customer/purse/tie<br>Hostess/headband or role tag<br>Server/apron<br>Cook/hat   | Hostess seats customers, server gives menus, drinks, takes orders for food, gives orders to cook, cook fixes food on plates, customers eat, pay server                       | Table & chairs, dishes, play food, pots & pans, silverware, napkins, menus, pretend credit cards  | Customers arrive before opening time. The cooler goes out. Kitchen runs out of an item on the menu. The server is late to work. The food is not cooked the way it was ordered.  | Write menus, fill salt and pepper shakers<br>Write daily specials, check list of food needed, plates, napkins, cups for 1:1 |
| <b>Blocks/ Drive Thru</b>                 | Customer/purse/tie<br>Server/apron<br>Cook/hat<br>Cashier/headband or role tag   | Customers driver thru, place order, server writes down/tells cook, gives food to customer, customer pays   | Puppet Stage for Drive Thru bags and pretend food, cash register, grill and fryer for cook, car for customers, speaker for customer and cashier                         | There is construction on the road. The grill doesn't work. The children are crying in the car. The baby needs to eat. The cashier needs change. The speaker doesn't work. The cook is sick and needs to go home.  | Make "money," pattern burgers, fries, burgers, fries, Write the opening hours   |
| <b>Science/ School Cafeteria</b>          | Cook/hat<br>Server/apron<br>Dishwasher/role tag<br>Students  | Cook prepares food, places it in line, students give number/pay, go through line designating choice, server serves, tray washed  | Display case for food, trays, food in plates/bowls, dishwashing area, table and chairs for cafeteria area   | There is no chocolate milk. All the dessert is gone. The trays are all dirty and the dishwasher has gone home. A student forgot his lunch. The stove doesn't work.  | Write choices of food available that day, make tickets for line, display food by category—meats, fruits, veg                |
| <b>Literacy/ Fast Food Inside</b>         | Customer/purse/tie<br>Server/apron<br>Cook/hat<br>Cleaner/role tag<br>Manager/badge  | Customer orders size, food, amount, cashier records order and takes money, customers eat, worker cleans tables, floors, manager writes menus to post. Play area for children | "Counter" for ordering, pretend computer for ordering, cash register, mop/broom, large poster (wipe off board) for menus, table, chairs for eating. Red Box for movies. | Baby spilled juice all over the floor. The floor is sticky. Brother can't decide on what he wants to eat. Sister doesn't like her toy. Play area is closed. Red Box doesn't have the movie you want.  | Wipe off board to write menu and prices, time clock for starting and stopping work shift, different sizes of products,      |
| <b>Table Toys/ Ice Cream Candy Shop</b>   | Customer/purse/tie<br>Server/apron<br>Candy Maker/hat<br>Cashier   | Customers place orders, ice cream maker/candy maker make food, server puts amount in bags, customer pays, eats snacks  | Bags, scale, cotton balls and tissue paper squares, different size cups for sundaes, cones  | They are out of sugar for the candy. The ice cream is soft and melted. They run out of kiddie cones. The server can't find her apron. Mother is in a hurry and children are not ready to leave.   | Write out steps to wrapping candy, scale--weigh amounts for bags, small, medium large sizes                                 |
| <b>Art/ Pizza</b>                         | Customer/purse/tie<br>Server/apron<br>Cook/hat<br>Cashier/headband or role tag   | Take phone orders, prepare ingredients and pizza, deliver pizza  | Table, chairs for eating, pizza boxes, phones for taking orders,, kitchen area for prep, cash register  | There are no boxes for the large pizzas. The soda machine doesn't work. The delivery person's car is out of gas. A customer doesn't have enough money.  | Sort ingredients—color representing type of food, cut out circles for pizza, write phone number and order                   |



## Play Theme Planner

| Centers                                       | Simple Scenarios & Scripts   | Vocabulary  |
|---|--|---|
| <b>Dramatic Play/<br/>Sit Down Restaurant</b> | <p>The cook is making food for the dinner menu.<br/>           "Chop, chop," "Mix, mix," "Taste it," "Add more salt,"<br/>           "Should we add chicken or fish to the pasta?"<br/>           "Let's make fancy cupcakes for dessert." "Okay Jon, here are the sprinkles."</p> <p><b>Scenario &amp; Script Evolution: What can happen next?</b></p>  | <p>Chop, mix, pasta, cupcake, sprinkles, hostess, server, menu, cooler, cooked to order, daily special, seat the customer, May I take your order? I will be your server</p> |
| <b>Blocks/<br/>Drive Thru</b>                 | <p>The cashier at the drive thru window is taking customers' orders<br/>           "Next window please." "May I take your order?"<br/>           "I want a cheeseburger and a small drink."<br/>           "Salad please!" We are out of salads, would you like to order something else?"</p> <p><b>Scenario &amp; Script Evolution: What can happen next?</b></p>   | <p>Salad, grill, drive-thru, cashier, deliver, "May I take your order?" "Next window please" "That will be ____ (cost of order)"</p>  |
| <b>Science/<br/>Cafeteria</b>                 | <p>The cook is getting lunch ready for the students<br/>           "Stir the soup," "Stack the milk in the cooler," "Put out the spoons and forks."<br/>           "Everyone take your tray first, then your food and then your milk." Then find a place at the table."<br/>           "My mom forgot to send my lunch money today. Can I get hot lunch?"</p> <p><b>Scenario &amp; Script Evolution: What can happen next?</b></p>   | <p>Cafeteria, students, food line, milk cooler, refrigerated, warming pans, trays, stir, stack, plastic ware, talk with your friends, put your garbage in this bowl</p>     |
| <b>Literacy/<br/>Fast Food Inside</b>         | <p>The customers are deciding on what they want to order<br/>           "Let's order fries," "Get a straw for your drink," "You need a napkin."<br/>           "When you are finished eating put your trash on the tray and then throw everything in the trash can."<br/>           "Mom, I spilled my milk, what should I do?" "Get some napkins and I will help you clean it up."</p> <p><b>Scenario &amp; Script Evolution: What can happen next?</b></p>                                   | <p>Decide, sticky, scrub, mop, straw, napkin, lids, cups, stand in line, place your order, pay for your food, find a table, throw away your trash,</p>                      |
| <b>Table Toys/<br/>Ice Cream Candy Shop</b>   | <p>The family goes to the Ice Cream store for brother's birthday<br/>           "Cone or cup?" "Yummy, cone!" "Lick it before it melts."<br/>           "Let's get a table and decide what we all want to order."<br/>           "Would you like strawberry ice cream or chocolate? Do you want a cup or a cone?"<br/>           "We all like taffy candy. Let's take some home to Grandpa. What kind should we get?"</p> <p><b>Scenario &amp; Script Evolution: What can happen next?</b></p> | <p>Melt, drip, lick, yummy, creamy, wrap, twist, celebrate, birthday, cone, small, medium, large, kiddie cone, taffy, scale, lollipops, strawberry, chocolate, vanilla</p>  |
| <b>Art<br/>Pizza Restaurant</b>               | <p>A large order for several pizzas has been phoned in.<br/>           "Toss the dough," "Sprinkle the cheese," "Put it in the oven to bake," "Cut the pizza."<br/>           "We just got an order for 10 pizzas for lunch."<br/>           "I need you to fold the boxes while I cut the pizzas."</p> <p><b>Scenario &amp; Script Evolution: What can happen next?</b></p>   | <p>Knead, stretch, flip, toss, spread, sprinkle, slice, phone orders, delivery, oven, hot pads, fold the box, pepperoni, peppers, mushrooms, onions, cheese</p>             |



## Play Theme Planner


| Play Theme:                  |  |   |                                 |   |   |
|------------------------------|--|---|---------------------------------|---|---|
| Theme Building<br>(Days 1-3) | Introduction to Theme: (Books/Media/Virtual Field Trips) |   |                                 | Theme Building Child Activities (prop & setting making, etc.) |   |
| Centers                      | Roles &<br>Role Prompts                                  | Scenario Framework<br>What happens in enter | Action Props & Role<br>Supports | Scenario Problems – Emotional<br>Terrain/Landscape            | Literacy, Math,<br>Reading and<br>Writing<br>Elements |
| Dramatic<br>Play/            |  |   |                                 |   |   |
| Blocks/                      |  |   |                                 |   |   |
| Science/                     |  |   |                                 |   |   |
| Literacy/                    |  |   |                                 |   |   |
| Table<br>Toys/               |  |   |                                 |   |   |
| Art/                         |  |   |                                 |   |   |



## Play Theme Planner

| Centers               | Simple Scenarios & Scripts in Spanish & English    | Spanish & English Vocabulary |
|-----------------------|--|------------------------------|
| <b>Dramatic Play/</b> | Scenario & Script Evolution: What can happen next? |                              |
| <b>Blocks/</b>        | Scenario & Script Evolution: What can happen next? |                              |
| <b>Science/</b>       | Scenario & Script Evolution: What can happen next? |                              |
| <b>Literacy/</b>      | Scenario & Script Evolution: What can happen next? |                              |
| <b>Table Toys/</b>    | Scenario & Script Evolution: What can happen next? |                              |
| <b>Art/</b>           | Scenario & Script Evolution: What can happen next? |                              |

Role card prompts for RESTAURANT page 1




cook



server



manager




hostess



dishwasher



Role card prompts for RESTAURANT page 2



customers



cleaner



cashier




students




[illegible]



Action card prompts for the Drive Thru




grill




order food



pick up food




give order




drive thru



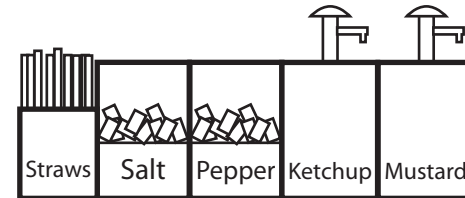
## Action card prompts for the Fast Food Restaurant




get order



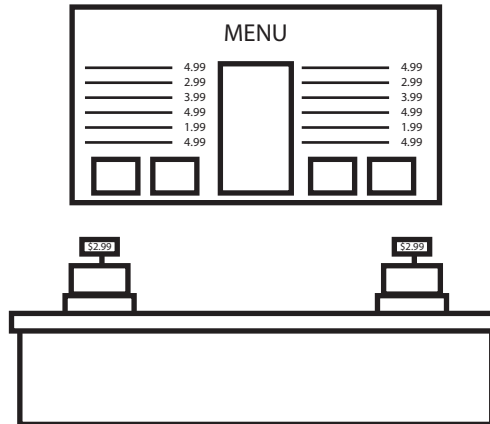
sit down



get extras



get drinks




order food



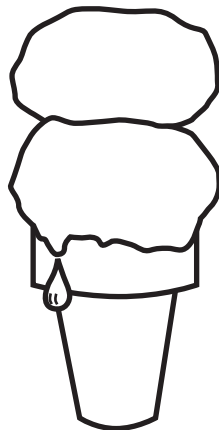
get food



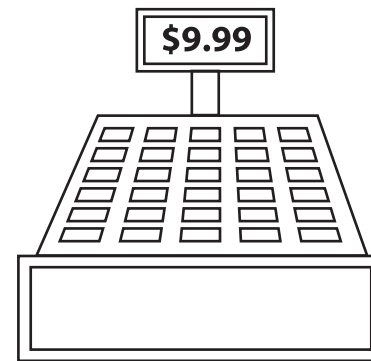
## Action card prompts for the Ice Cream Shop




pop popcorn



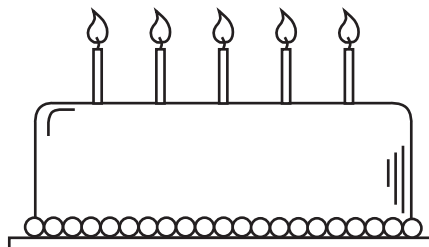
order ice cream




pay bill



eat candy




order cake




make order




Action card prompts for the Pizza Restaurant




eat pizza




make the pizza




get pizza to go



take phone order



deliver the pizza



cook the pizza




Action card prompts for the School Cafeteria


CAFETERIA



eat lunch



get tray



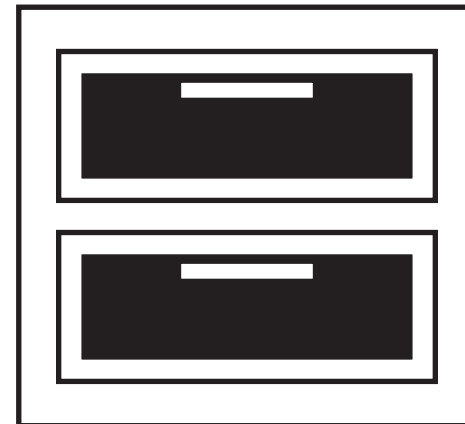
eat food



wash dishes




drink milk




cook




## Action card prompts for the Sit Down Restaurant




go out to eat




eat



get plate



order food



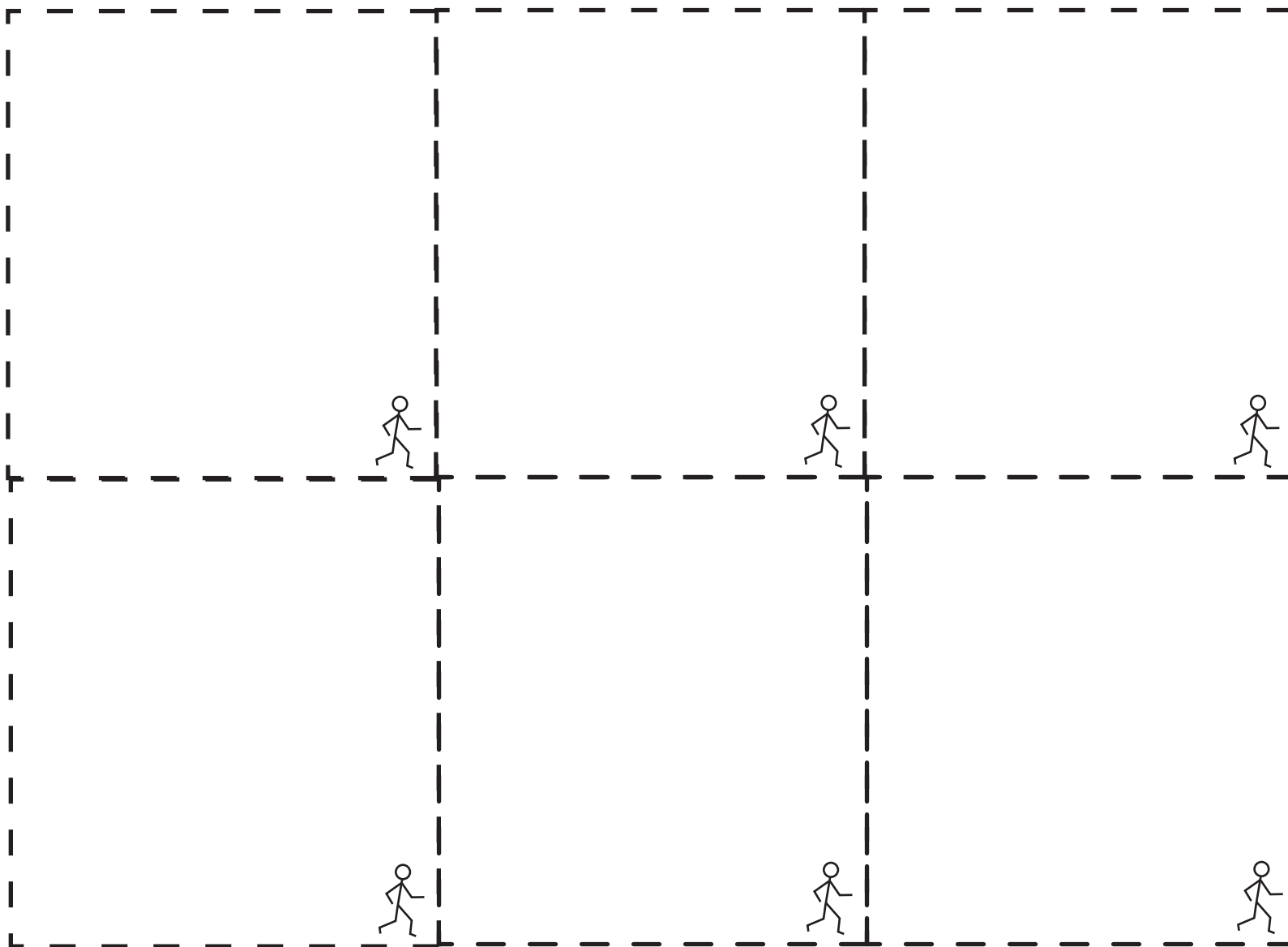
drink water

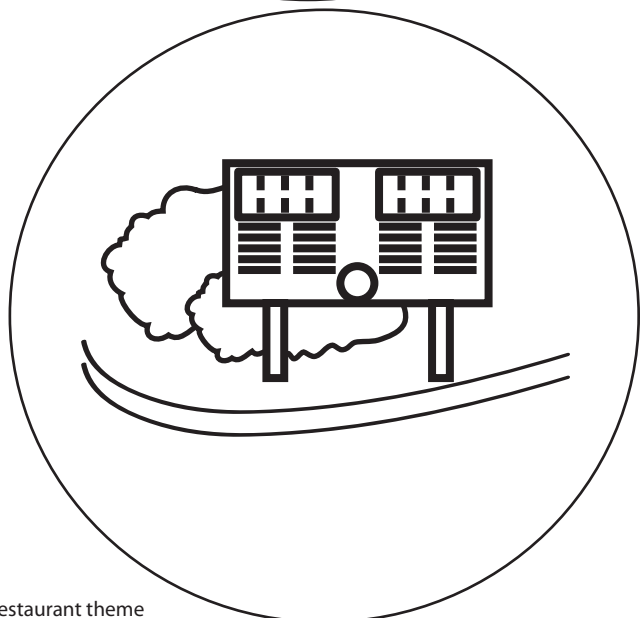
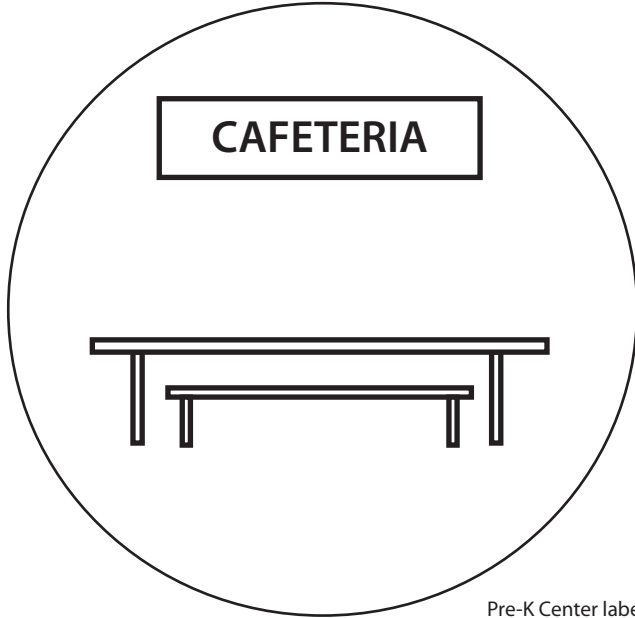
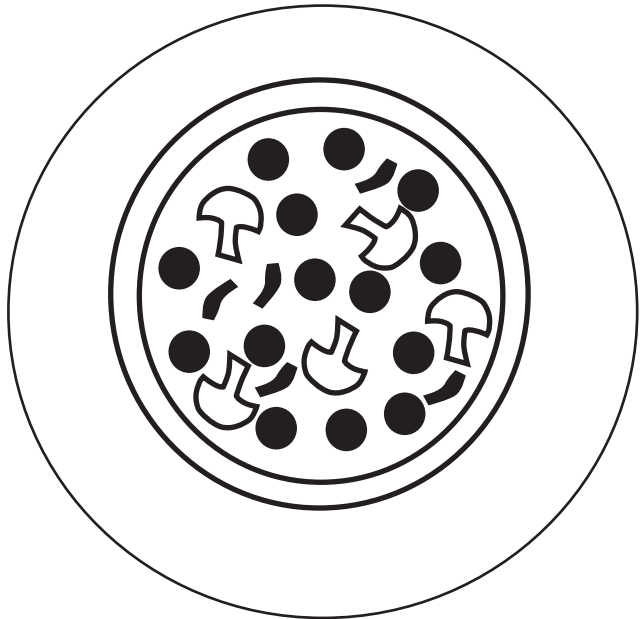



pay




# Blank Action cards prompts









Pre-K Center labels for management wheel-Restaurant theme